



Parts Manual



Legacy / 2000 / 2900 Diesel Series Tractor & Mower Decks

24.5HP Product

Mfg. No.	Description
1693112	Legacy, 24.5HP Diesel
1693120	Legacy, 24.5HP Diesel (CE/Export)
1693130	2024D, 24.5HP Diesel
1693138	2924D, 24.5HP Diesel
1693446	2924D, 24.5HP Diesel (CE/Export)
1693576	Legacy, 24.5HP Diesel (CE/Export)
1693738	Legacy, 24.5HP Diesel (CE/Export)

Mower Decks

Mfg. No.	Description
1692863	48" Mower Deck
1693122	48" Mower Deck
1693252	48" Mower Deck (CE/Export)
1693420	48" Mower Deck (CE/Export)
1693630	54" Mower Deck
1693632	54" Mower Deck
1693726	54" Mower Deck (CE/Export)
1693728	54" Mower Deck (CE/Export)
1692860	60" Mower Deck
1693123	60" Mower Deck
1693253	60" Mower Deck (CE/Export)
1693445	60" Mower Deck (CE/Export)

Manual Part No. 1730707

Revision C

Rev. Date: 10/15/2010

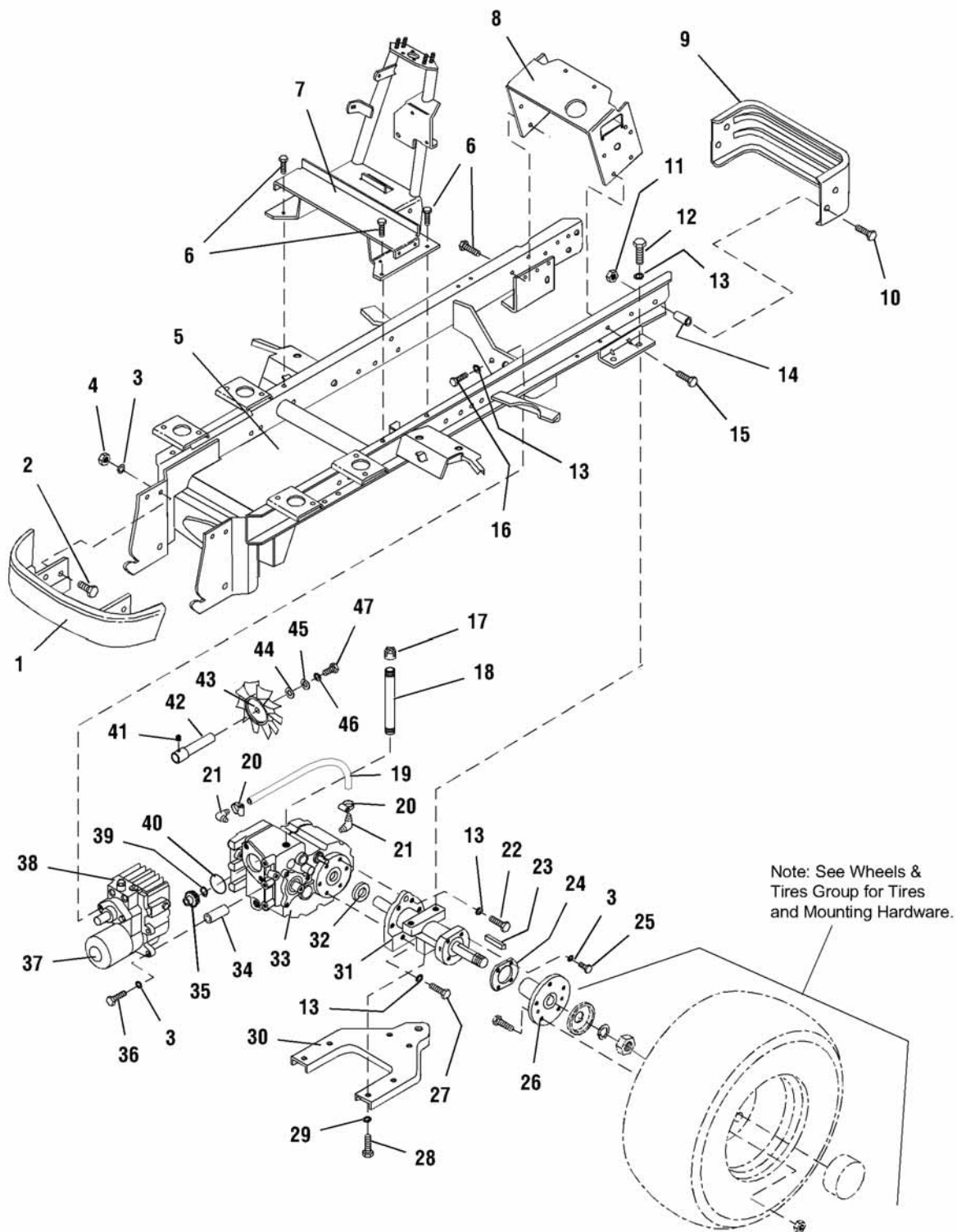
Not for
Reproduction

PRODUCT COMPONENTS	PAGES
Frame & Transaxle Group	4
Front Axle & Steering Group	8
Hydraulic Steering Unit - SERVICE PARTS	12
Engine Group - 24.5HP Diesel	14
Engine Radiator & Hose Group	18
Drive Shaft - SERVICE PARTS	20
Drive Shaft & Throttle Group	22
Front PTO Group	24
Hydraulic Group	26
Gearbox - SERVICE PARTS, 48" & 60" Decks	28
Gearbox - SERVICE PARTS, 54" Decks	30
Axle Housing Service Parts - Peerless Model 2650-007	32
Transaxle Service Parts - Peerless Model 2600-025	34
Brake Control & Parking Brake Group	38
Foot Control, Cruise & Diff Lock Group	42
Two Speed Control Group	46
Electrical Group - Lower Harness	48
Electrical Group - Main Harness	50
Hood, Dash & Footrest Group	52
Seat & Deck Group	54
Fuel Tank Group	56
Implement Lift Group	58
Wheels & Tires Group	60
Decals - Brand & Model	62
Decals Group - Safety & Common	64
Hydrostatic Pump - SERVICE PARTS	66
Tilt Assembly - SERVICE PARTS	70
48" Mower Deck - Baffles (Export Models)	72
48" Mower Deck - Deflector & Stone Guard Group	74
48" Mower Deck - Drive, Belt, Arbor & Blade Group	76
48" Mower Deck - Height Adjust & Hitch Group	80
48" Mower Deck - Housing, Cover & Gauge Wheel Group	82
48" Mower Deck - Roller Bar Group - (Serial No. 1 to 59999)	86
48" Mower Deck - Roller Bar Group - (Serial No. 60000 and above)	88
54" Mower Deck - Drive, Belt, Arbor & Blade Group	90
54" Mower Deck - Height Adjust & Hitch Group	94
54" Mower Deck - Housing, Cover & Gauge Wheel Group	96
54" Mower Deck - Roller Bar Group	98
60" Mower Deck - Baffle & Inner Roller Group	100
60" Mower Deck - Baffles (Export Models)	102
60" Mower Deck - Deflector & Stone Guard Group	104
60" Mower Deck - Drive, Belt, Arbor & Blade Group	106
60" Mower Deck - Height Adjust & Hitch Group	110
60" Mower Deck - Housing, Cover & Gauge Wheel Group	112
60" Mower Deck - Roller Bar Group - (Serial No. 1 to 59999)	114
60" Mower Deck - Roller Bar Group - (Serial No. 60000 and above)	116
Torque Specification Chart	Inside Back Cover

Frame & Transaxle Group

NOTE: Unless noted otherwise,
use the standard hardware torque
specification chart.

11\0005



The above parts group applies to the following Mfg. Nos.:

- 1693112 - Legacy
- 1693120 - Legacy
- 1693130 - 2024D
- 1693138 - 2924D
- 1693446 - 2924D
- 1693576 - Legacy
- 1693738 - Legacy

Frame & Transaxle Group

REF NO	PART NO.	QTY.	DESCRIPTION
1	1718478SM	1	FRONT BUMPER ASSEMBLY
2	1920415SM	4	CAPSCREW, Hex Hd, 3/8-16 x 1-1/4
3	1916965SM	12	LOCKWASHER, 3/8
4	1916950SM	4	NUT, Hex, Full, 3/8-16
5	1718612SM	1	FRAME ASSY
6	1664847SM	5	CAPSCREW, Hex Hd, Taptite, 5/16-18 x 3/4
7	1718500SM	1	TOWER ASSY, Steering
8	1715938SM	1	SUPPORT, Seat Deck
9	1686884SM	1	REAR BUMPER ASSEMBLY
10	1931339SM	4	CARRIAGE BOLT, (Short Neck) 5/16-18 x 2
11	1927557SM	4	NUT, Hex, Whizlock, 5/16-18
12	1920328SM	12	CAPSCREW, Hex Hd, 1/2-13 x 1-1/2
13	1916966SM	22	LOCKWASHER, 1/2
14	1717095SM	4	SPACER, RR Bumper
15	1960373SM	1	CAPSCREW, Hex Hd, Taptite, 5/16-18 x 5/8
16	1921176SM	1	CAPSCREW, Hex Hd, 1/2-13 x 1-1/4
17	1720529SM	1	CAP, Oil Fill
18	1716498SM	1	TUBE, Oil Fill
19	1717065SM	1	HOSE, Fluid Level
20	2829301SM	2	CLAMP, SAE #6
21	1675793SM	2	FITTING, Elbow
22	1920328SM	4	CAPSCREW, Hex Hd, 1/2-13 x 1-1/2
23	2820456SM	2	KEY, 5/16 x 5/16 x 2-1/2
24	1715935SM	2	PLATE, Bearing Retainer
25	1922586SM	8	CAPSCREW, Hex Hd, 3/8-16 x 5/8
26	1715423SM	2	HUB ASSEMBLY, Rear (Includes Studs)
27	1921024SM	4	CAPSCREW, Hex Hd, 1/2-13 x 2
28	1923151SM	4	CAPSCREW, Hex Hd, 5/8-11 x 1-1/4
29	1917373SM	4	LOCKWASHER, 5/16
30	1674422SM	1	DRAWBAR
31	1709736	2	HOUSING ASSEMBLY, Axle (See "Axle Housing Service Parts - Peerless Model 2650-007" illustration and parts list)
32	1674417SM	2	SPACER, Axle
33	1715820	1	TRANSAXLE, 2 Speed (See "Transaxle Service Parts - Peerless Model 2600-025" illustration and part list)
34	1960233SM	4	SPACER, Mounting
35	1674418SM	1	GEAR, Bevel
36	1922648SM	4	CAPSCREW, Hex Hd, 3/8-16 x 4
37	1650954SM	1	FILTER, Oil
38	1717052SM	1	HYDROSTATIC PUMP (See "Hydrostatic Pump" illustration and parts list)
39	2827103SM	1	RING, Retaining #62
40	2824135SM	1	"O" RING
41	1930545SM	1	SET SCREW, 1/4-20 x 5/16
42	1716256SM	1	SHAFT & HUB, Fan
43	1700814SM	1	FAN

Footnotes

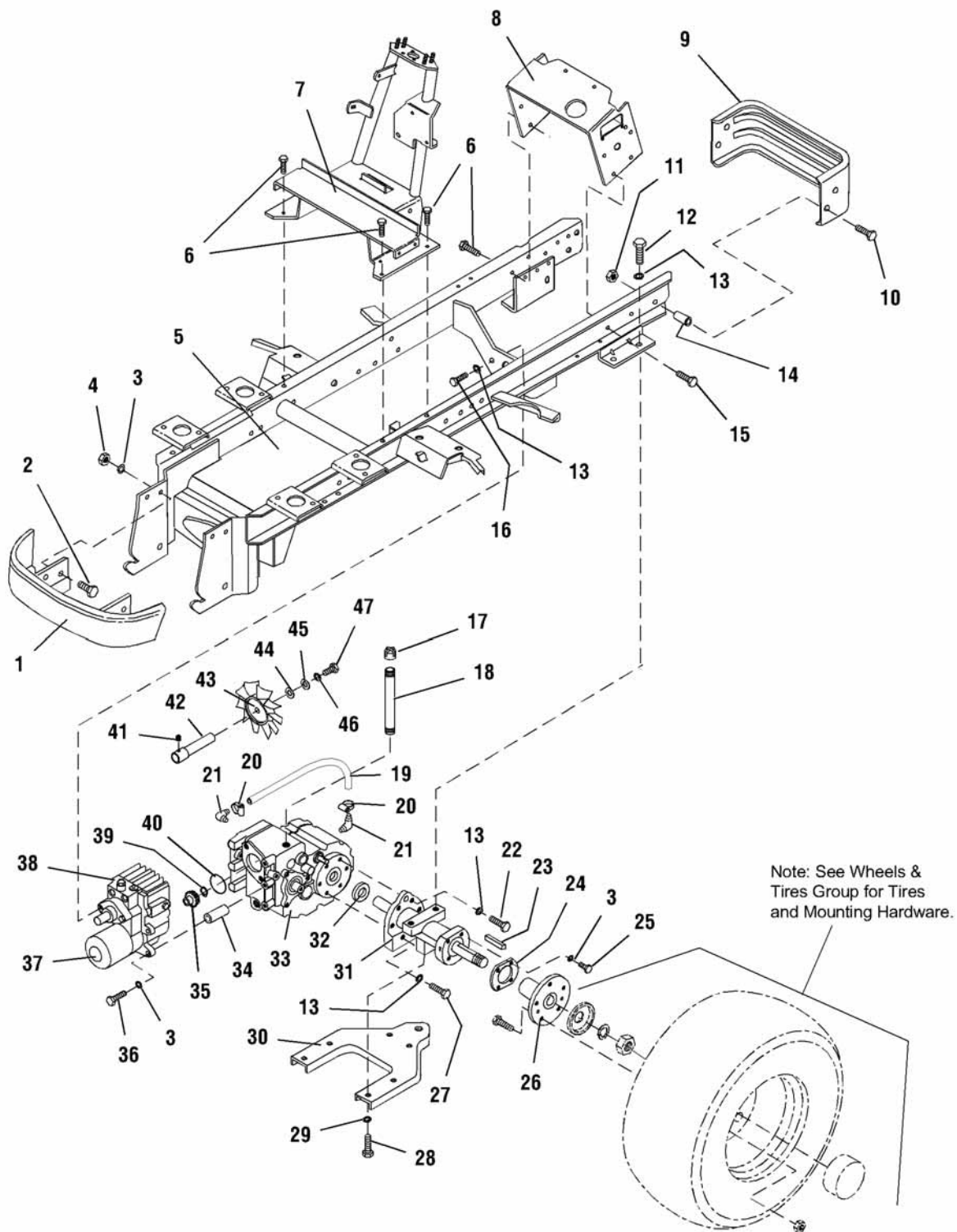
The above parts group applies to the following Mfg. Nos.:

1693112 - Legacy
 1693120 - Legacy
 1693130 - 2024D
 1693138 - 2924D
 1693446 - 2924D
 1693576 - Legacy

Frame & Transaxle Group

NOTE: Unless noted otherwise,
use the standard hardware torque
specification chart.

11\0005



The above parts group applies to the following Mfg. Nos.:

- 1693112 - Legacy
- 1693120 - Legacy
- 1693130 - 2024D
- 1693138 - 2924D
- 1693446 - 2924D
- 1693576 - Legacy
- 1693738 - Legacy

Frame & Transaxle Group

REF NO	PART NO.	QTY.	DESCRIPTION
45	1931704SM	1	LOCKWASHER, Dished, 1/4
46	1916964SM	1	LOCKWASHER, 1/4
47	1923341SM	1	CAPSCREW, Hex Hd, 1/4-20 x 3/4

Not for
Reproduction

Footnotes

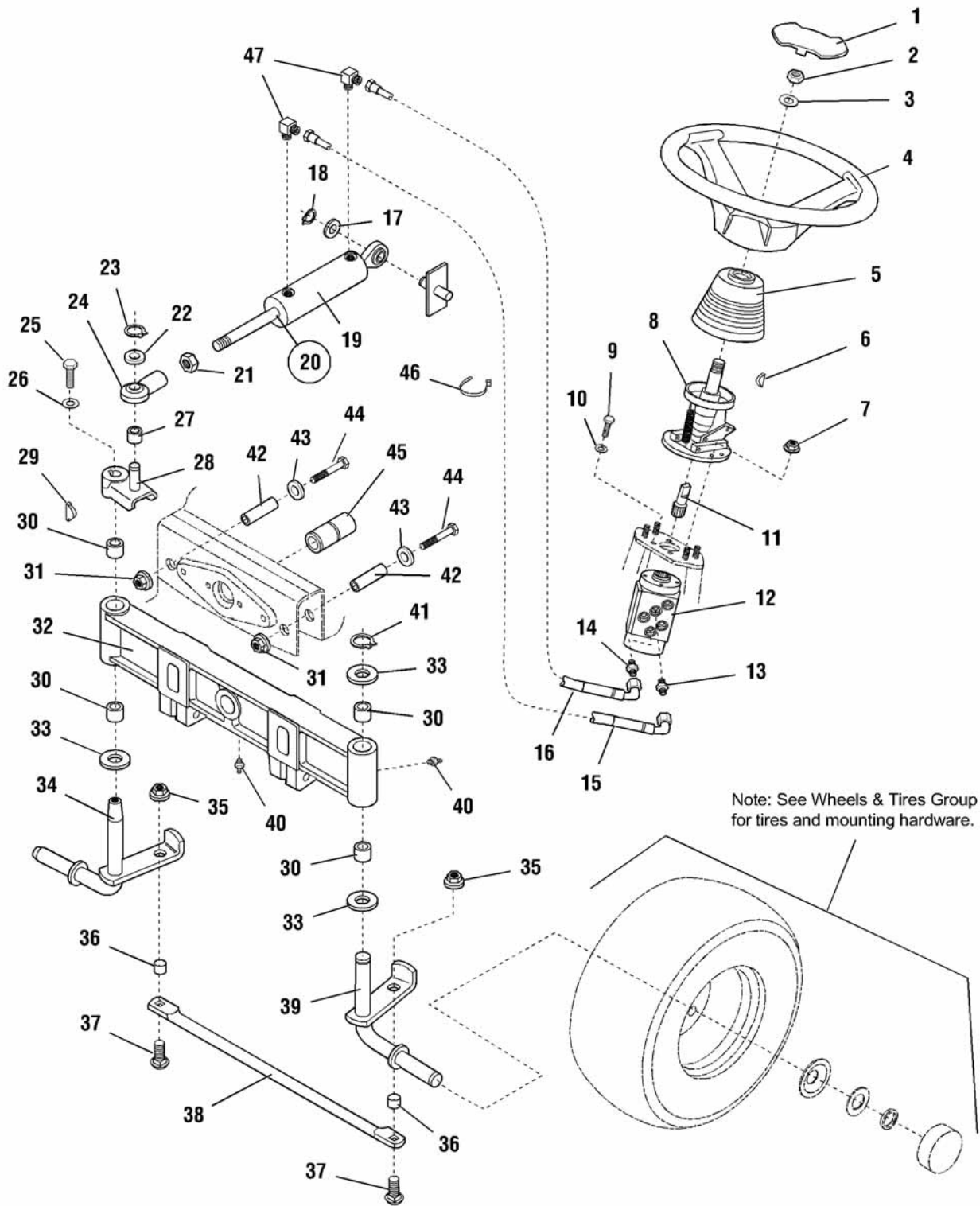
The above parts group applies to the following Mfg. Nos.:

1693112 - Legacy 1693738 - Legacy
1693120 - Legacy
1693130 - 2024D
1693138 - 2924D
1693446 - 2924D
1693576 - Legacy

Front Axle & Steering Group

NOTE: Unless noted otherwise, use the standard hardware torque specification chart.

11\0009



The above parts group applies to the following Mfg. Nos.:

- 1693112 - Legacy
- 1693120 - Legacy
- 1693130 - 2024D
- 1693138 - 2924D
- 1693446 - 2924D
- 1693576 - Legacy
- 1693738 - Legacy

Front Axle & Steering Group

REF NO	PART NO.	QTY.	DESCRIPTION
1	1715920SM	1	CAP, Steering
2	1960576SM	1	NUT, Hex, 5/8-18
3	1924366SM	1	WASHER, 5/8
4	1715919SM	1	WHEEL ASSEMBLY, Steering
5	1716259SM	1	BOOT, Tilt
6	2805123SM	1	KEY, Woodruff, 3/16 x 3/4
7	1960294SM	4	NUT, Hex, Flange Lock, 1/4-20
8	1716258SM	1	TILT ASSEMBLY (See "Tilt Assembly" illustration and parts list)
9	2860444SM	4	CAPSCREW, M06-1 x 16mm
10	1916964SM	4	LOCKWASHER, 1/4
11	1716260SM	1	ADAPTER, Tilt
12	1716257SM	1	STEERING UNIT, Hydraulic (See "Hydraulic Steering Unit" illustration and parts list)
13	2831230SM	1	FITTING, Hydraulic
14	2822522SM	1	FITTING, Hydraulic
15	1716323SM	1	HOSE ASSEMBLY, Steering, RH
16	1716322SM	1	HOSE ASSEMBLY, Steering, LH
17	1960020SM	1	WASHER, Plain, 5/8
18	2827793SM	1	RING, Retaining #62
19	1686926SM	1	CYLINDER, Steering
20	1685444SM		SEAL KIT, Steering Cylinder (Includes Rod Seal, Washer, Retaining Ring, Wiper & Spacer)
21	1922015SM	1	NUT, Hex Jam, 3/4-16
22	1960114SM	1	WASHER, Plain, 3/4 x 1
23	2827732SM	1	RING, Retaining #75
24	1717589SM	1	BALL JOINT ASSEMBLY
25	2823485SM	1	CAPSCREW, Hex Hd, 3/8-16 x 7/8
26	1663151SM	1	WASHER, Spring
27	1679556SM	1	SPACER, .766 x 1.00 x .62
28	1722265	1	HUB ASSEMBLY, Steering
29	2830671SM	1	KEY, Hi Pro, 3/4 Dia.
30	1715767SM	4	BUSHING, Spindle, .98 x 1.111
31	1930644SM	2	NUT, Hex, Flange Lock, 1/2-13
32	1715264SM	1	FRONT AXLE
33	1919394SM	3	WASHER, 1.0
34	1715310ASM	1	SPINDLE ASSEMBLY, RH
35	1930650SM	2	NUT, Hex, Flange Lock 7/16-14
36	1716953SM	2	SPACER, .453 x 3/4 x .39
37	1960135SM	2	CARRIAGE BOLT, 7/16-14 x 1-1/4
38	1715313SM	1	TIE ROD
39	1715309ASM	1	SPINDLE ASSEMBLY, LH
40	1704314SM	3	FITTING, Lube
41	2832577SM	1	RING, Retaining (0.984 shaft)
42	1715762SM	2	SPACER, Tube Axle
43	1924361SM	2	WASHER, 1/2 x 1-1/4
44	1960286SM	2	CAPSCREW, Hex Hd, 1/2-13 x 3-1/2

Footnotes

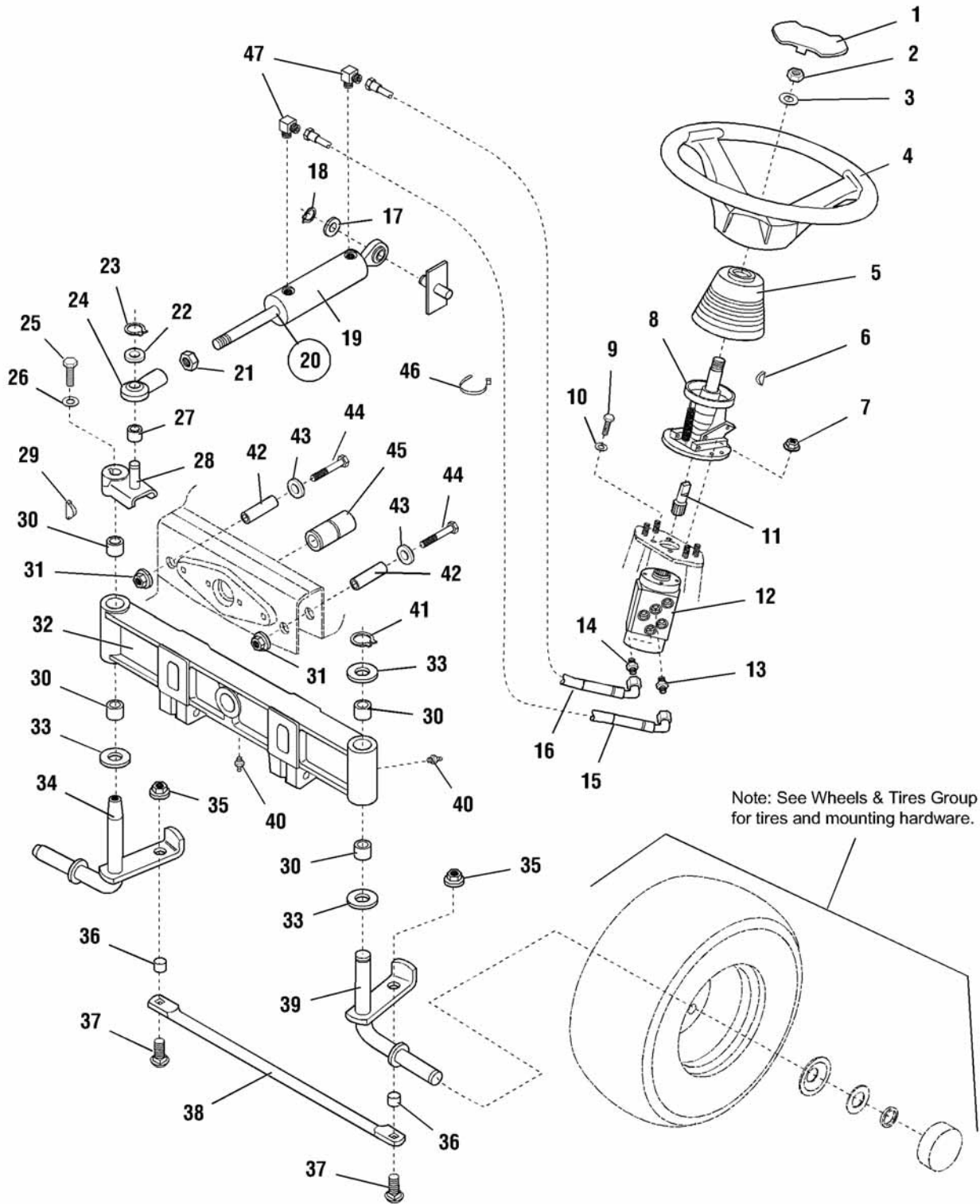
The above parts group applies to the following Mfg. Nos.:

1693112 - Legacy
 1693120 - Legacy
 1693130 - 2024D
 1693138 - 2924D
 1693446 - 2924D
 1693576 - Legacy

Front Axle & Steering Group

NOTE: Unless noted otherwise, use the standard hardware torque specification chart.

11\0009



The above parts group applies to the following Mfg. Nos.:

- 1693112 - Legacy
- 1693120 - Legacy
- 1693130 - 2024D
- 1693138 - 2924D
- 1693446 - 2924D
- 1693576 - Legacy
- 1693738 - Legacy

Front Axle & Steering Group

REF NO	PART NO.	QTY.	DESCRIPTION
45	1687103SM	1	SPACER, Axle Pivot
46	1701011SM	2	TIE STRAP
47	2822523SM	2	FITTING, Hydraulic, Right Angle

Not for
Reproduction

Footnotes

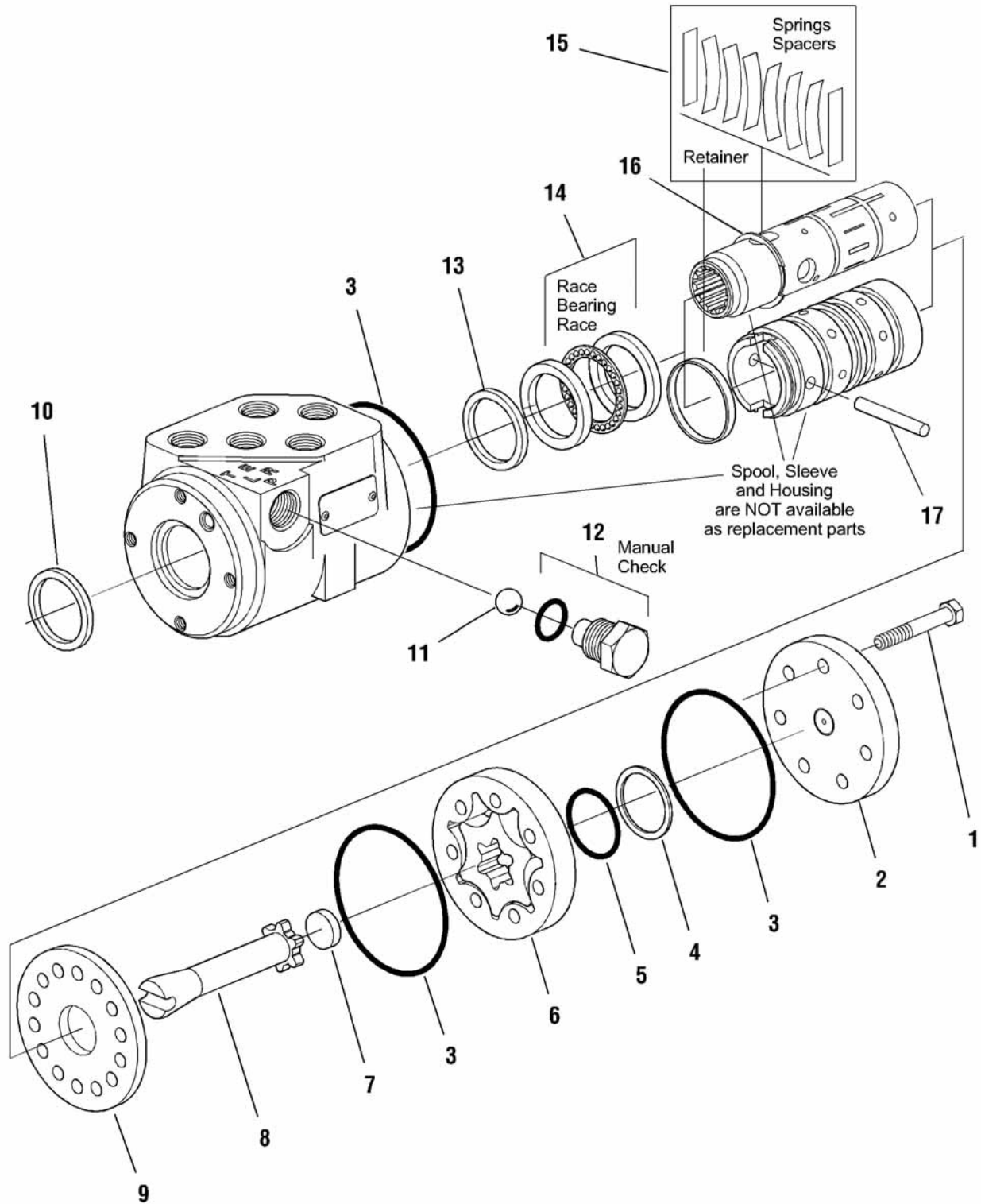
The above parts group applies to the following Mfg. Nos.:

1693112 - Legacy 1693738 - Legacy
1693120 - Legacy
1693130 - 2024D
1693138 - 2924D
1693446 - 2924D
1693576 - Legacy

Hydraulic Steering Unit - SERVICE PARTS

NOTE: Unless noted otherwise,
use the standard hardware torque
specification chart.

11\0085



The above parts group applies to the following Mfg. Nos.:

- 1693112 - Legacy
- 1693120 - Legacy
- 1693130 - 2024D
- 1693138 - 2924D
- 1693446 - 2924D
- 1693576 - Legacy
- 1693738 - Legacy

Hydraulic Steering Unit - SERVICE PARTS

REF NO	PART NO.	QTY.	DESCRIPTION
1	1718713SM	7	CAPSCREW
2	1718714SM	1	CAP, End
3	1718715SM	3	SEAL, O-ring
4	1718716SM	1	SEAL
5	1718717SM	1	O-RING
6	1718718SM	1	GEROTOR
7	1718719SM	1	SPACER
8	1718720SM	1	DRIVE (Includes Sleeve & Spool)
9	1718721SM	1	PLATE, Wear
10	1718722SM	1	SEAL, Dust
11	1718723SM	1	BALL
12	1718724SM	1	KIT, Plug & O-ring (Includes Plug & O-ring Seal)
13	1718725SM	1	SEAL, Quad
14	1718726SM	1	KIT, Bearing (Includes Bearing & Bearing Races)
15	1718727SM	1	KIT, Centering Spring (Includes Spring Spacer, Centering Spring, & Spring Retaining Ring)
16	1718728SM	1	RETAINING RING, External
17	1718729SM	1	PIN
?18	1718730SM	N/A	SEAL KIT (Includes all seals & O-rings above).

Not for
Reproduction

Footnotes

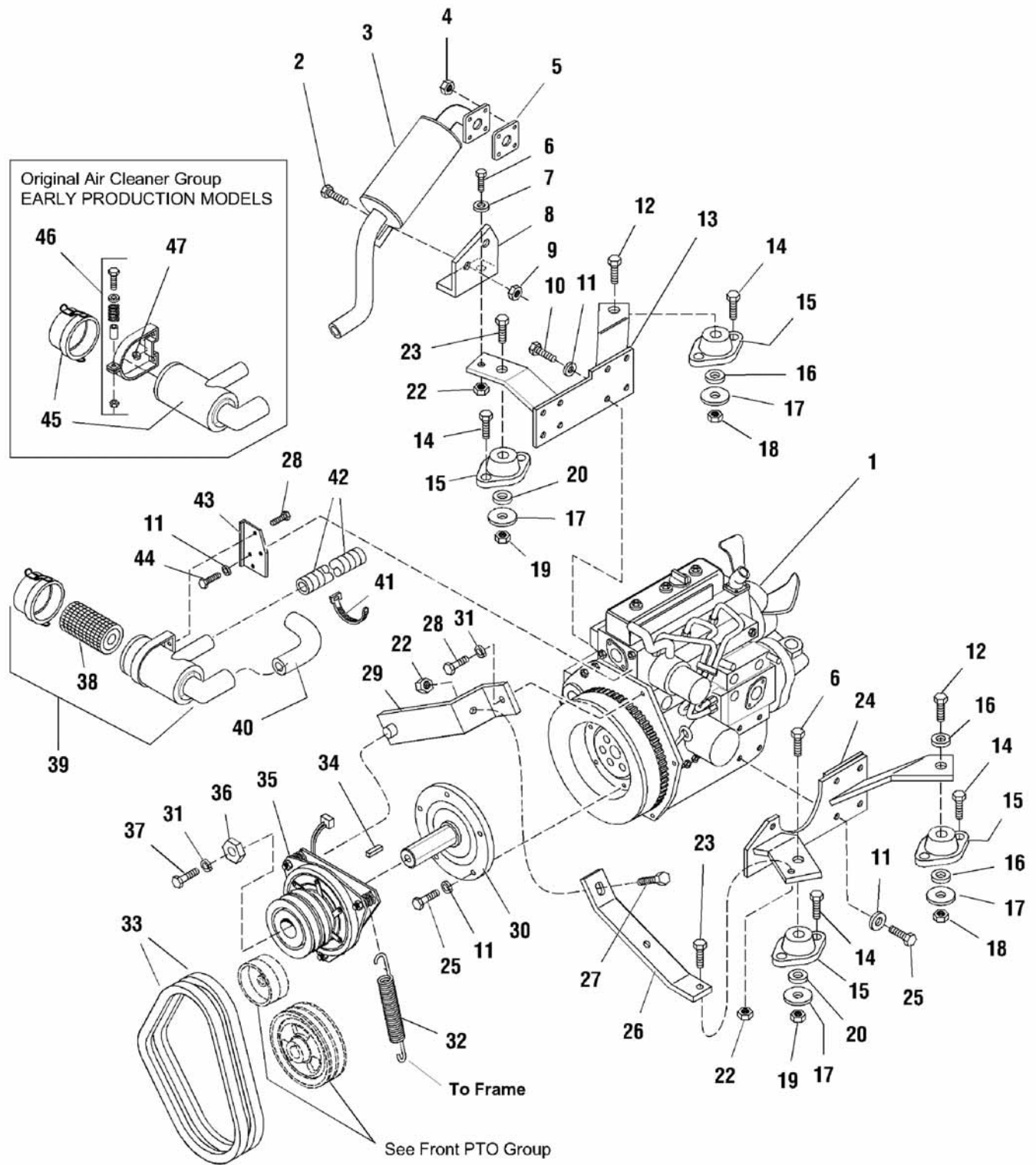
The above parts group applies to the following Mfg. Nos.:

1693112 - Legacy 1693738 - Legacy
1693120 - Legacy
1693130 - 2024D
1693138 - 2924D
1693446 - 2924D
1693576 - Legacy

Engine Group - 24.5HP Diesel

NOTE: Unless noted otherwise,
use the standard hardware torque
specification chart.

11\0013



The above parts group applies to the following Mfg. Nos.:

- 1693112 - Legacy
- 1693120 - Legacy
- 1693130 - 2024D
- 1693138 - 2924D
- 1693446 - 2924D
- 1693576 - Legacy
- 1693738 - Legacy

Engine Group - 24.5HP Diesel

REF NO	PART NO.	QTY.	DESCRIPTION
1	582447-0105-E2	1	* ENGINE, Briggs & Stratton Diesel, Model DM 950 D
2	1933260SM	2	CAPSCREW, Hex Flange Lock, 3/8-16 x 3/4
3	1727859SM	1	MUFFLER ASSY
4	*	4	NUT, Muffler
5	*	2	GASKET, Exhaust Manifold
6	1921977SM	3	CAPSCREW, Hex Hd, 5/16-18 x 1-1/4
7	1919381SM	1	WASHER, Flat, 5/16
8	1718639ASM	1	BRACKET, Muffler
9	1930645SM	2	NUT, Hex Flange, Centerlock, 3/8-16
10	1950018SM	8	CAPSCREW, M8-1.25 x 20
11	1917356SM	27	LOCKWASHER, 5/16
12	1922130SM	2	CAPSCREW, Hex Hd, 3/8-16 x 2-1/4
13	1718656SM	1	ENGINE MOUNT BRACKET ASSY, RH
14	1924856SM	8	CAPSCREW, Hex Hd, Taptite, 5/16-18 x 1/2
15	1718655SM	4	ENGINE MOUNT, Rubber, Rear
16	1924940SM	5	WASHER, Plain, 3/8
17	1718640A	4	WASHER, Special, 3/8
18	1930645SM	2	NUT, Hex, Center Lock, 3/8-16
19	1960379SM	2	NUT, Hex, Nylon Lock, 1/2-13
20	1960170SM	2	WASHER, Flat, 1/2
22	1919438SM	3	NUT, Hex, Nylon Lock, 5/16-18
23	1927469SM	2	CAPSCREW, Hex Hd, 1/2-13 x 2-1/4
24	1718657SM	1	ENGINE MOUNT BRACKET ASSY, LH
25	1960347SM	11	CAPSCREW, M8-1.25 x 25
26	1718668SM	1	GUARD
27	1930591SM	3	CAPSCREW, Hex Hd, Whizlock, 5/16-18 x 3/4
28	1950928SM	2	CAPSCREW, Hex Hd, Whizlock, M10 1,25 x 75
29	1718671ASM	1	BRACKET ASSY, Clutch Stop
30	1724754SM	1	SHAFT, Stub
31	1918199SM	2	LOCKWASHER, 7/16
32	2159181SM	1	SPRING
33	1718602SM	1	V-BELT, Set of 2
34	1718845SM	1	KEY, 1/4" Square
35	1686881SM	1	ELECTRIC CLUTCH, PTO
36	1708264SM	1	WASHER, Hex, Flat, 7/16
37	1920353SM	1	CAPSCREW, Hex Hd, 7/16-20 x 1-1/2
38	1718908SM	1	AIR FILTER ELEMENT (All Models)
39	1719546SM	1	AIR CLEANER, Complete (Includes Housing, Cover, Filter Element & Bracket)
40	1718807SM	1	HOSE, Inlet
41	1701011SM	A/R	TIE STRAP
42	1718647SM	1	HOSE, Air Cleaner
43	1718631SM	1	MOUNTING BRACKET, Air Filter (All Models)
44	1950018SM	2	CAPSCREW, M8-1.25 x 20

Footnotes

Note* See your local Briggs & Stratton Dealer for service & parts.

Note* See your local Briggs & Stratton Dealer for service parts.

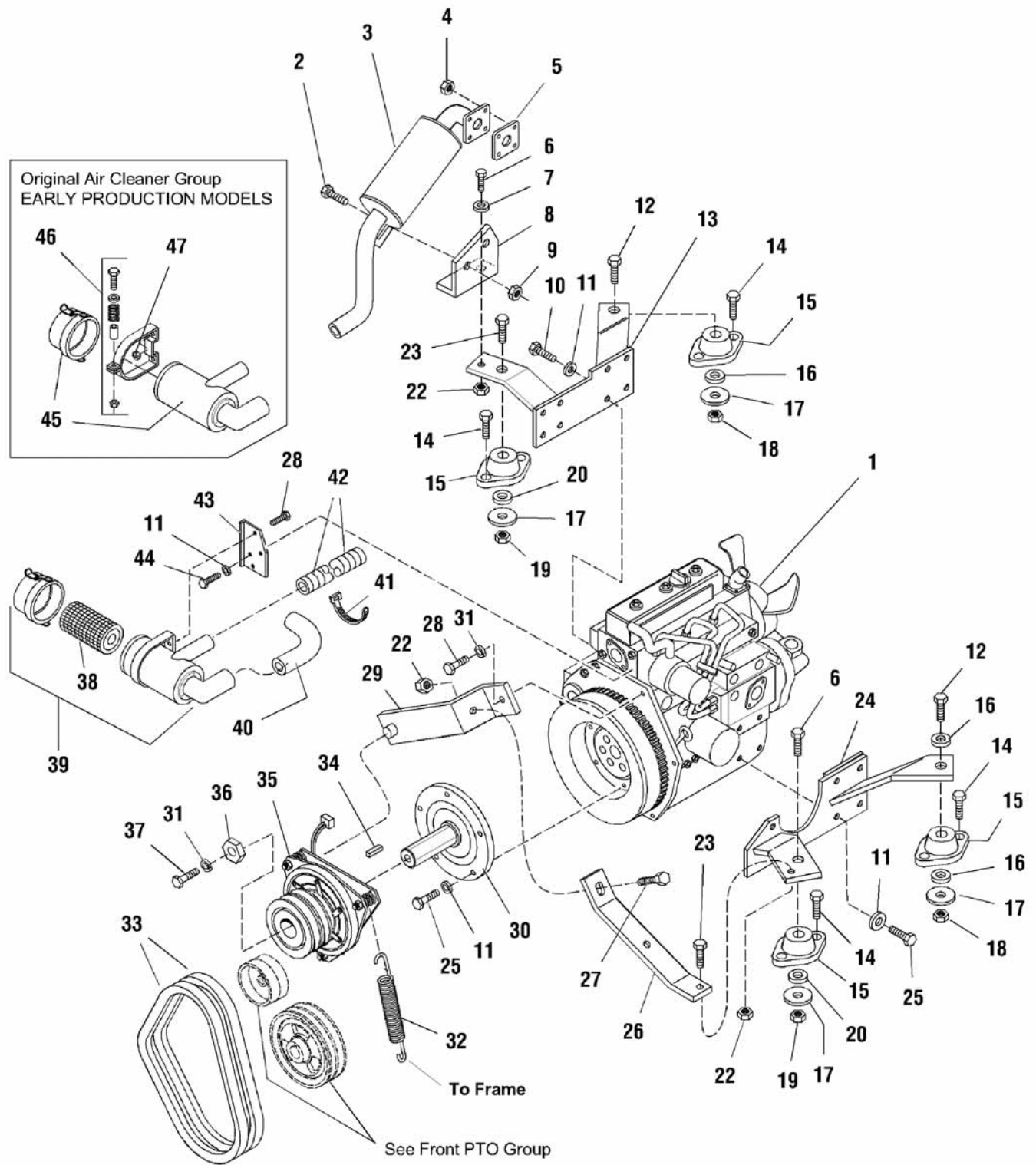
The above parts group applies to the following Mfg. Nos.:

1693112 - Legacy
 1693120 - Legacy
 1693130 - 2024D
 1693138 - 2924D
 1693446 - 2924D
 1693576 - Legacy

Engine Group - 24.5HP Diesel

NOTE: Unless noted otherwise,
use the standard hardware torque
specification chart.

11\0013



The above parts group applies to the following Mfg. Nos.:

- 1693112 - Legacy
- 1693120 - Legacy
- 1693130 - 2024D
- 1693138 - 2924D
- 1693446 - 2924D
- 1693576 - Legacy
- 1693738 - Legacy

Engine Group - 24.5HP Diesel

REF NO	PART NO.	QTY.	DESCRIPTION
45	*	1	AIR CLEANER ASSY
46	*	1	BRACKET ASSY, Mounting, Air Cleaner
47	1927557SM	2	NUT, Hex, Whizlock, 5/16-18

Not for
Reproduction

Footnotes

Note* See your local Briggs & Stratton Dealer for service & parts.

Note* See your local Briggs & Stratton Dealer for service parts.

The above parts group applies to the following Mfg. Nos.:

1693112 - Legacy 1693738 - Legacy

1693120 - Legacy

1693130 - 2024D

1693138 - 2924D

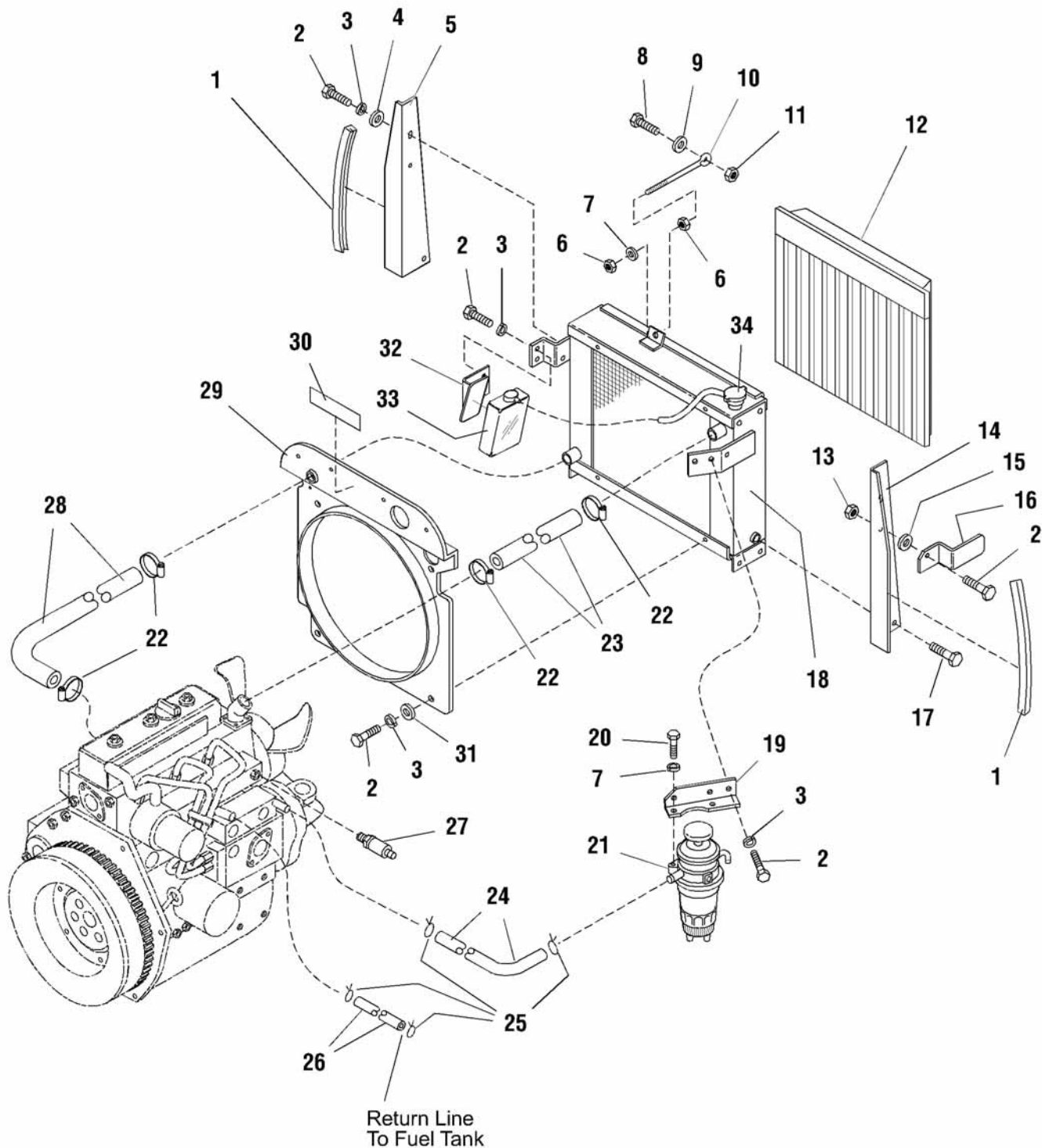
1693446 - 2924D

1693576 - Legacy

Engine Radiator & Hose Group

NOTE: Unless noted otherwise, use the standard hardware torque specification chart.

11\0017



The above parts group applies to the following Mfg. Nos.:

- 1693112 - Legacy
- 1693120 - Legacy
- 1693130 - 2024D
- 1693138 - 2924D
- 1693446 - 2924D
- 1693576 - Legacy
- 1693738 - Legacy

Engine Radiator & Hose Group

REF NO	PART NO.	QTY.	DESCRIPTION
1	1718648SM	2	EDGING, Side
2	1923341SM	11	CAPSCREW, Hex Hd, 1/4-20 x 3/4
3	1916964SM	10	LOCKWASHER, 1/4
4	1921319SM	2	WASHER, Plain, 1/4
5	1718635SM	1	SHIELD, RH
6	1917372SM	2	NUT, Hex, Full, 5/16-18
7	1917356SM	6	LOCKWASHER, 5/16
8	1921210SM	1	CAPSCREW, Hex Hd, 1/8-16 x 1
9	1924940SM	4	WASHER, Plain, 3/8
10	1718594SM	1	ROD, Radiator
11	1919439SM	1	NUT, Hex, Nylon Lock, 3/8-16
12	1718597ASM	1	SCREEN ASSY
13	1920397SM	1	NUT, Hex, Nylon Lock, 1/4-20
14	1718636SM	1	SHIELD, LH
15	1921319SM	1	WASHER, Plain, 1/4
16	1718642SM	1	LATCH, Door
17	1924856SM	4	CAPSCREW, Hex Hd, Taptite, 5/16-18 x 1/2
18	1719764SM	1	RADIATOR ASSY
19	1718632SM	1	BRACKET, Fuel Filter
20	1950018SM	2	CAPSCREW, M8-1.25 x 20
21	*	1	FUEL FILTER ASSY.
22	1718679SM	4	CLAMP, Hose
23	1718630SM	1	HOSE, Engine Inlet
24	1718645SM	1	HOSE, Filter to Engine
25	2860112SM	4	CLAMP, Hose
26	1718646SM	1	HOSE, Engine to Tank
27	1718663SM	1	SENDER, Temperature
28	1718629SM	1	HOSE, Engine Return
29	1718499SM	1	SHROUD, Fan
30	1717596SM	1	DECAL, Radiator
31	1960151SM	1	WASHER, Flat, 1/4
32	1718638SM	1	BRACKET ASSY, Overflow
33	*	1	RESERVOIR, Coolant
34	1720697SM	1	CAP, Radiator

Footnotes

Note* See your local Briggs & Stratton Dealer for service parts.

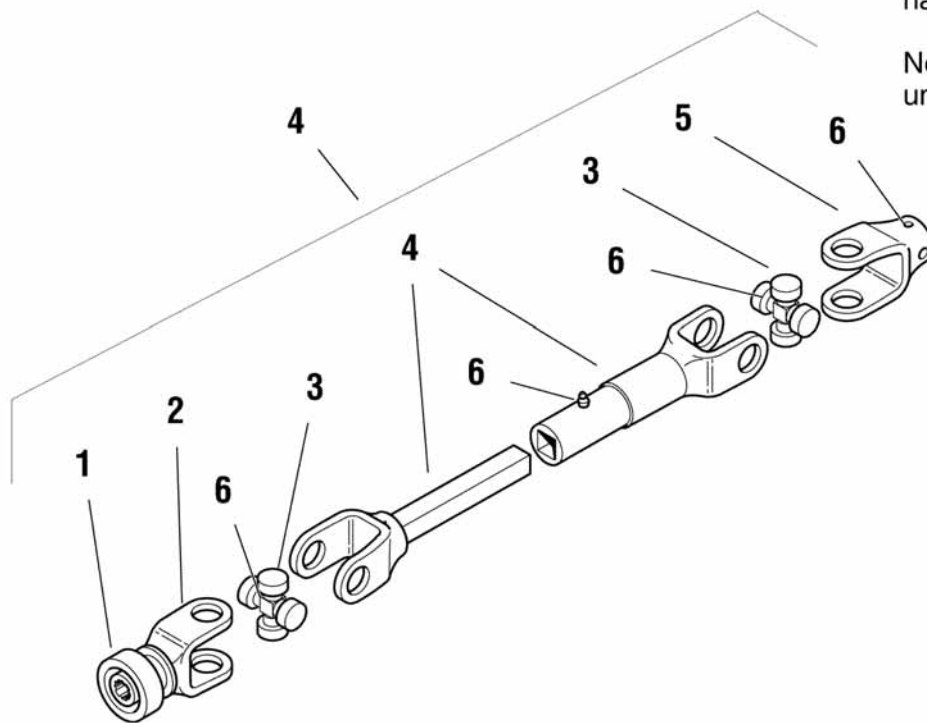
The above parts group applies to the following Mfg. Nos.:

1693112 - Legacy 1693738 - Legacy
 1693120 - Legacy
 1693130 - 2024D
 1693138 - 2924D
 1693446 - 2924D
 1693576 - Legacy

Drive Shaft - SERVICE PARTS

NOTE: Unless noted otherwise,
use the standard hardware torque
specification chart.

1716482



Note:

Weasler Drive Shafts have the
name stamped on the joint & shaft.

Neapco Drive Shafts are
unmarked.

The above parts group applies to the following Mfg. Nos.:

1692860 - 60" Mower	1693420 - 48" Mower
1692863 - 48" Mower	1693445 - 60" Mower
1693122 - 48" Mower	1693630 - 54" Mower
1693123 - 60" Mower	1693632 - 54" Mower
1693252 - 48" Mower	1693726 - 54" Mower
1693253 - 60" Mower	1693728 - 54" Mower

Drive Shaft - SERVICE PARTS

REF NO	PART NO.	QTY.	DESCRIPTION
1	1686603SM	1	SPRING LOCK REPAIR KIT (Neapco)
1	1718475SM	1	SPRING LOCK REPAIR KIT (Weasler)
2	-----	1	* YOKE ASSEMBLY (Neapco)
2	1709350SM	1	YOKE ASSEMBLY (Weasler)
3	1678805SM	2	CROSS & BEARING KIT (Neapco)
3	1679003SM	2	CROSS & BEARING KIT (Weasler)
4	-----	1	* YOKE & TUBE ASSEMBLY
4	1716482SM	1	DRIVE SHAFT, Complete
5	1678807SM	1	YOKE (Neapco)
5	2178527	1	YOKE (Weasler)
6	-----	4	** FITTING, Grease, w/ Check Ball

Not for
Reproduction

Footnotes

** See your local hardware store for replacement parts.

Note* Replace with Complete Drive Shaft P/N 1716482.

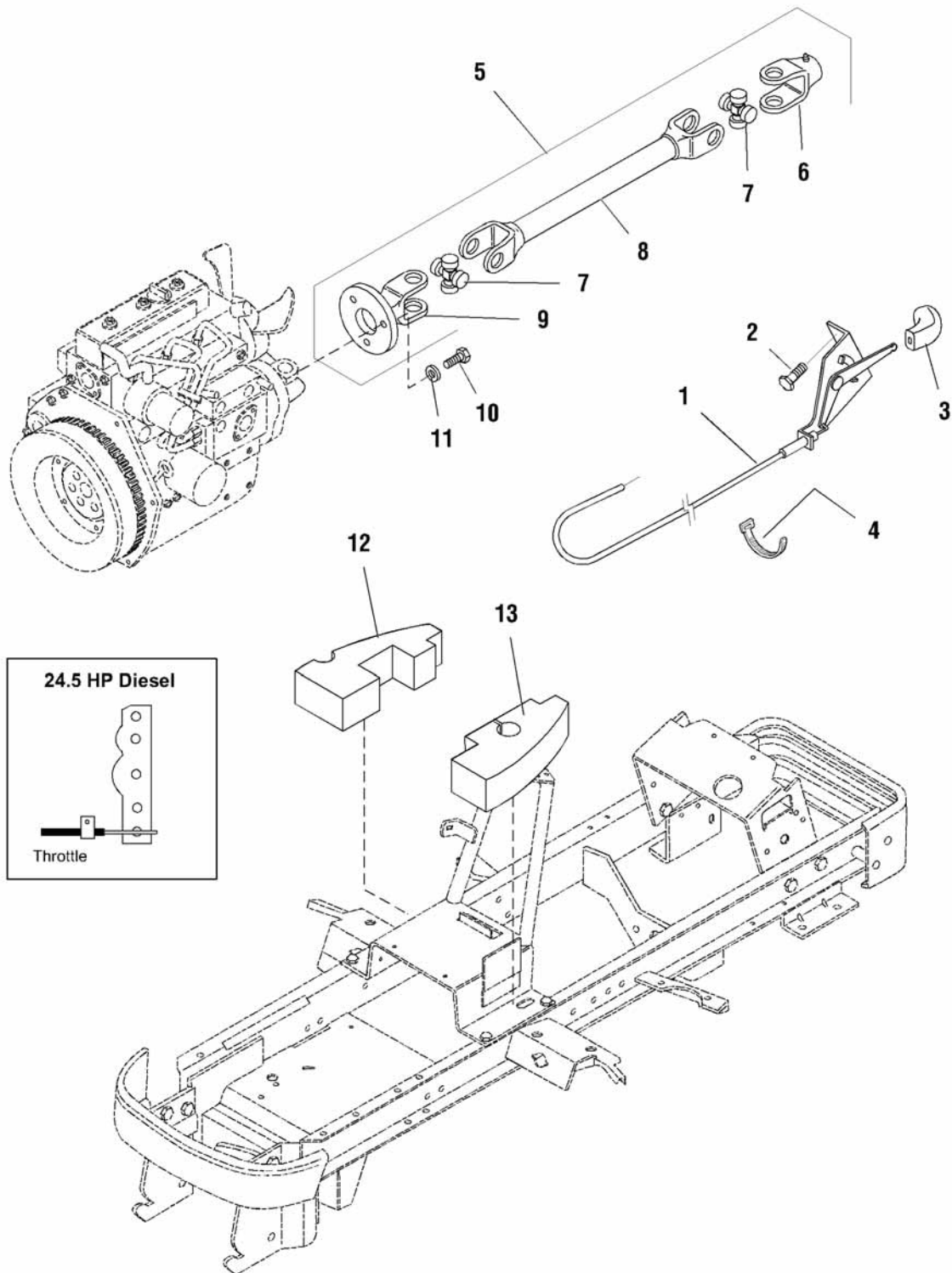
The above parts group applies to the following Mfg. Nos.:

1692860 - 60" Mower	1693420 - 48" Mower
1692863 - 48" Mower	1693445 - 60" Mower
1693122 - 48" Mower	1693630 - 54" Mower
1693123 - 60" Mower	1693632 - 54" Mower
1693252 - 48" Mower	1693726 - 54" Mower
1693253 - 60" Mower	1693728 - 54" Mower

Drive Shaft & Throttle Group

NOTE: Unless noted otherwise,
use the standard hardware torque
specification chart.

11\0021



The above parts group applies to the following Mfg. Nos.:

1693112 - Legacy 1693738 - Legacy
1693120 - Legacy
1693130 - 2024D
1693138 - 2924D
1693446 - 2924D
1693576 - Legacy

Drive Shaft & Throttle Group

REF NO	PART NO.	QTY.	DESCRIPTION
1	1718652SM	1	CONTROL, Throttle
2	1960578SM	2	CAPSCREW, #12-24 x 5/16
3	1715897SM	1	KNOB, Throttle
4	1701011SM	1	TIE STRAP
5	1718486SM	1	DRIVE SHAFT (Includes Ref. No. 6-8)
6	1709049SM	1	YOKE
7	1679003SM	2	CROSS & BEARING KIT
8	1718497SM	1	YOKE & TUBE ASSEMBLY
9	1718496SM	1	YOKE, Flange
10	1960407SM	4	CAPSCREW, Socket Head, M8-1.25 x 20
11	1923300SM	4	LOCKWASHER, External Tooth
12	1718637SM	1	SEAL, RH
13	1718649SM	1	SEAL, LH

Not for
Reproduction

Footnotes

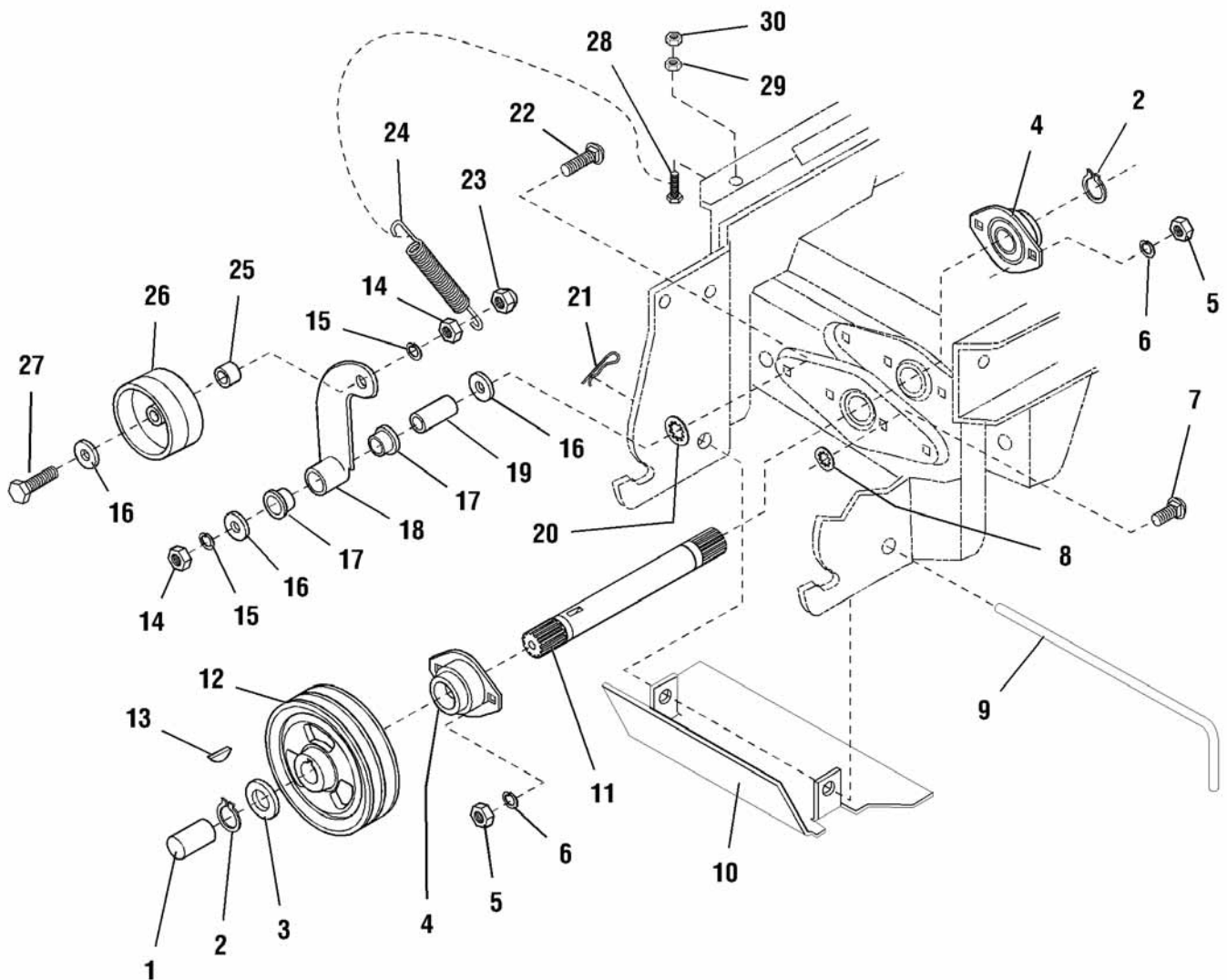
The above parts group applies to the following Mfg. Nos.:

1693112 - Legacy 1693738 - Legacy
1693120 - Legacy
1693130 - 2024D
1693138 - 2924D
1693446 - 2924D
1693576 - Legacy

Front PTO Group

NOTE: Unless noted otherwise,
use the standard hardware torque
specification chart.

11\0025



The above parts group applies to the following Mfg. Nos.:

1693112 - Legacy 1693738 - Legacy

1693120 - Legacy

1693130 - 2024D

1693138 - 2924D

1693446 - 2924D

1693576 - Legacy

Front PTO Group

REF NO	PART NO.	QTY.	DESCRIPTION
1	1717632SM	1	COVER, PTO Shaft
2	2832577SM	2	RING, Retaining (0.984 shaft)
3	1960201SM	1	WASHER, 1.0
4	1715419SM	2	BEARING, Ball
5	1917372SM	4	NUT, Hex, Full, 5/16-18
6	1917356SM	4	LOCKWASHER, 5/16
7	1931334SM	4	CARRIAGE BOLT, 5/16-18 x 7/8
8	1933988SM	4	NUT, Push, 5/16
9	1715872SM	1	ROD, Latch
10	1716975SM	1	GUARD PLATE, PTO
11	1715314SM	1	SHAFT, PTO
12	1716476SM	1	PULLEY, PTO
13	2830671SM	1	KEY, Hi Pro, 3/4 Dia.
14	1916950SM	2	NUT, Hex, Full, 3/8-16
15	1916965SM	2	LOCKWASHER, 3/8
16	1924940SM	3	WASHER, Plain, 3/8
17	2176444SM	2	BUSHING, 41/64 x 3/4 x 1/2
18	1717047SM	1	ARM ASSEMBLY, Idler
19	1669105SM	1	SPACER, 25/64 x 5/8 x 1-1/2
20	1931942SM	1	NUT, Push, 3/8
21	1960098SM	1	HAIRPIN, Cotter
22	1931355SM	1	CARRIAGE BOLT, 3/8-16 x 2-1/4
23	1960339SM	1	NUT, Hex, Flange Lock, 3/8-16
24	1608395SM	1	SPRING, Tension
25	1665699SM	1	SPACER, 25/64 x 5/8 x 5/8
26	1674736SM	1	PULLEY, Idler, 3-1/4 Dia.
27	1921972SM	1	CAPSCREW, Hex Hd., 3/8-16 x 2-1/2
28	1921977SM	1	CAPSCREW, Hex Hd, 5/16-18 x 1-1/4
29	1919438SM	1	NUT, Hex, Nylon Lock, 5/16-18
30	1935048SM	1	NUT, Hex Flange, Center Lock, 5/16

Footnotes

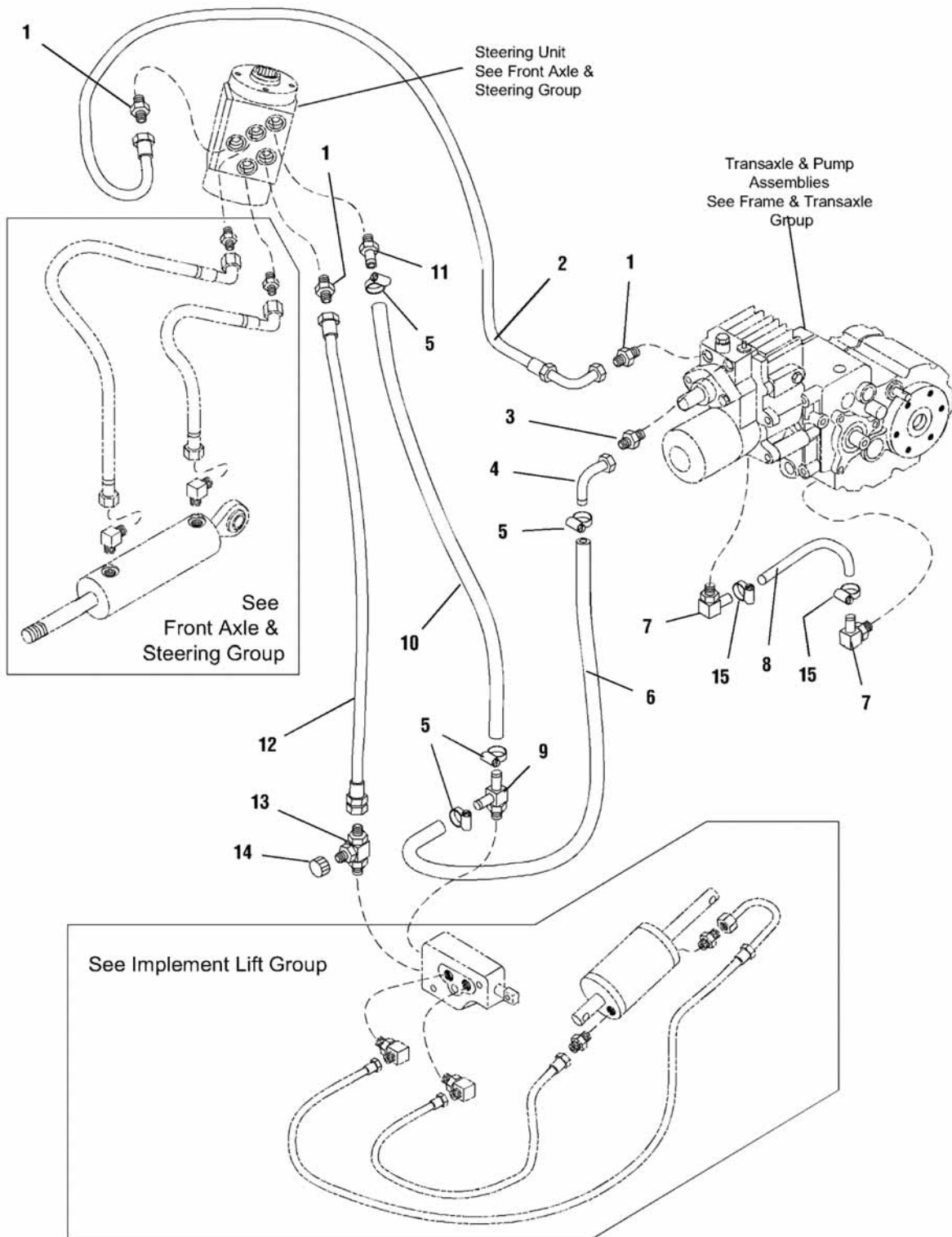
The above parts group applies to the following Mfg. Nos.:

1693112 - Legacy 1693738 - Legacy
1693120 - Legacy
1693130 - 2024D
1693138 - 2924D
1693446 - 2924D
1693576 - Legacy

Hydraulic Group

NOTE: Unless noted otherwise, use the standard hardware torque specification chart.

11\0065



The above parts group applies to the following Mfg. Nos.:

- 1693112 - Legacy
- 1693120 - Legacy
- 1693130 - 2024D
- 1693138 - 2924D
- 1693446 - 2924D
- 1693576 - Legacy
- 1693738 - Legacy

Hydraulic Group

REF NO	PART NO.	QTY.	DESCRIPTION
1	2822522SM	3	FITTING, Male, Straight
2	1722510SM	1	HOSE, Pump to Steer
3	2824403SM	1	FITTING, Hydraulic
4	1676397SM	1	ELBOW
5	2860266SM	4	CLAMP, Hose
6	1676402SM	1	HOSE, Return
7	1669954SM	2	FITTING, Hydraulic, 7/8-14
8	1677011SM	1	HOSE, Pre Formed
9	1716312SM	1	FITTING, Tube
10	1718825SM	1	HOSE ASSEMBLY, Return (Steer/Lift)
11	2171465SM	1	FITTING
12	1716311SM	1	HOSE ASSEMBLY, Steer to Lift
13	1716314SM	1	FITTING, Tube Tee
14	1716370SM	1	CAP
15	2860266SM	2	CLAMP, Hose

Not for
Reproduction

Footnotes

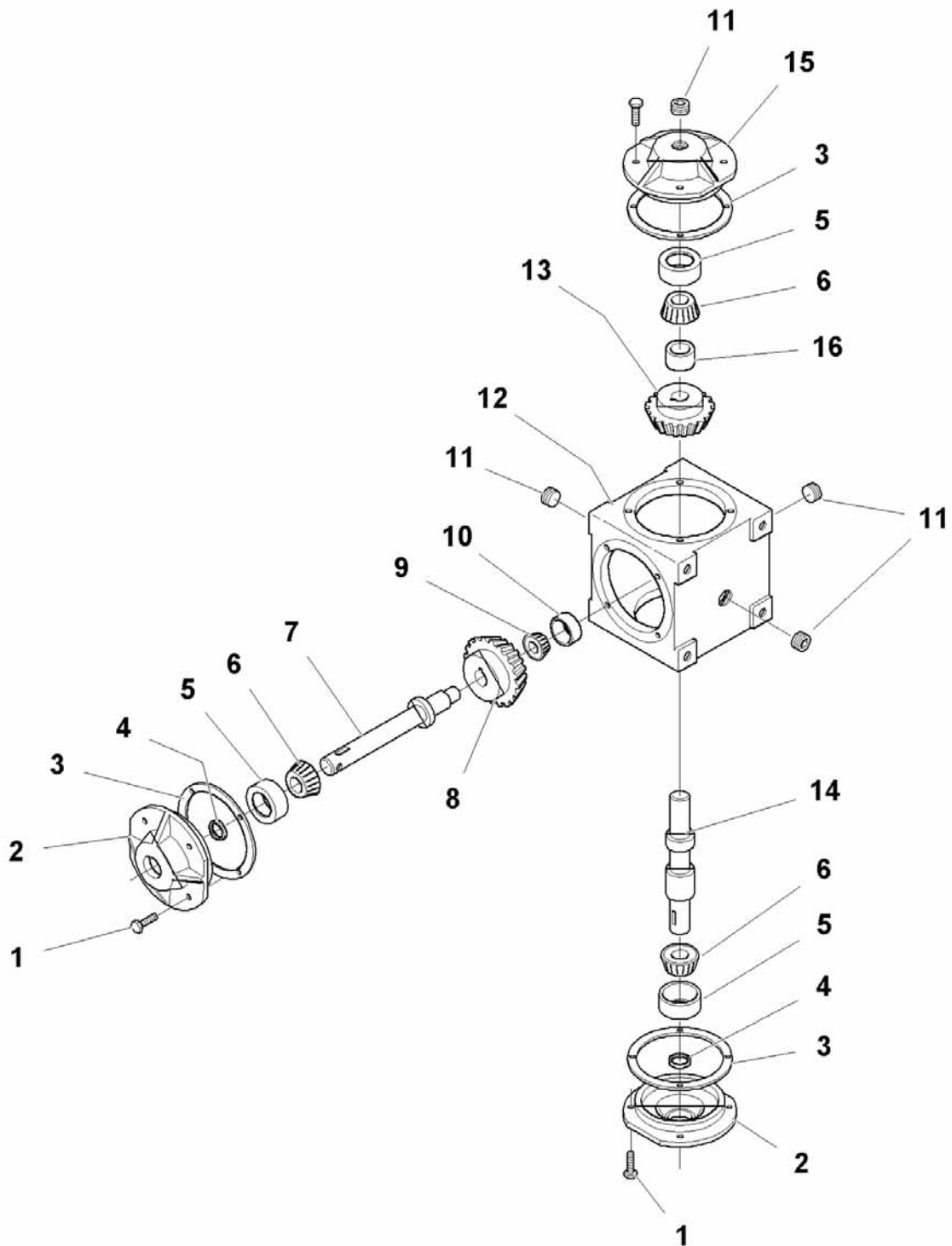
The above parts group applies to the following Mfg. Nos.:

1693112 - Legacy 1693738 - Legacy
1693120 - Legacy
1693130 - 2024D
1693138 - 2924D
1693446 - 2924D
1693576 - Legacy

Gearbox - SERVICE PARTS, 48" & 60" Decks

NOTE: Unless noted otherwise,
use the standard hardware torque
specification chart.

1717069



The above parts group applies to the following Mfg. Nos.:

1692860 - 60" Mower 1693445 - 60" Mower
1692863 - 48" Mower
1693122 - 48" Mower
1693123 - 60" Mower
1693252 - 48" Mower
1693253 - 60" Mower

Gearbox - SERVICE PARTS, 48" & 60" Decks

REF NO	PART NO.	QTY.	DESCRIPTION
1	1930591SM	12	CAPSCREW, Hex Head, Whizlock, 5/16-18 x 3/4
2	*	2	CAP, Thru
3	1700895SM	A/R	GASKET, 0.015 (Replace with Gasket of Identical Thickness)
3	1700896SM	A/R	GASKET, 0.005 (Replace with Gasket of Identical Thickness)
3	1700897SM	A/R	GASKET, 0.003 (Replace with Gasket of Identical Thickness)
4	2118118SM	2	SEAL, Shaft, 1 x 1-1/2 x 5/16
5	*	3	BEARING RACE, Cup
6	*	3	BEARING, Cone
7	*	1	SHAFT
8	*	1	GEAR
9	*	1	BEARING, Cone
10	*	1	BEARING RACE, Cup
11	1716790SM	4	PLUG, Pipe, Hex Socket Head
12	*	1	HOUSING, Gearbox
13	*	1	GEAR
14	*	1	SHAFT
15	*	1	CAP, Blank
16	*	1	SPACER (Early Models Only)

Not for
Reproduction

Footnotes

Note* If any of these need to be replaced, replace the gear box assembly (order P/N 1717069).

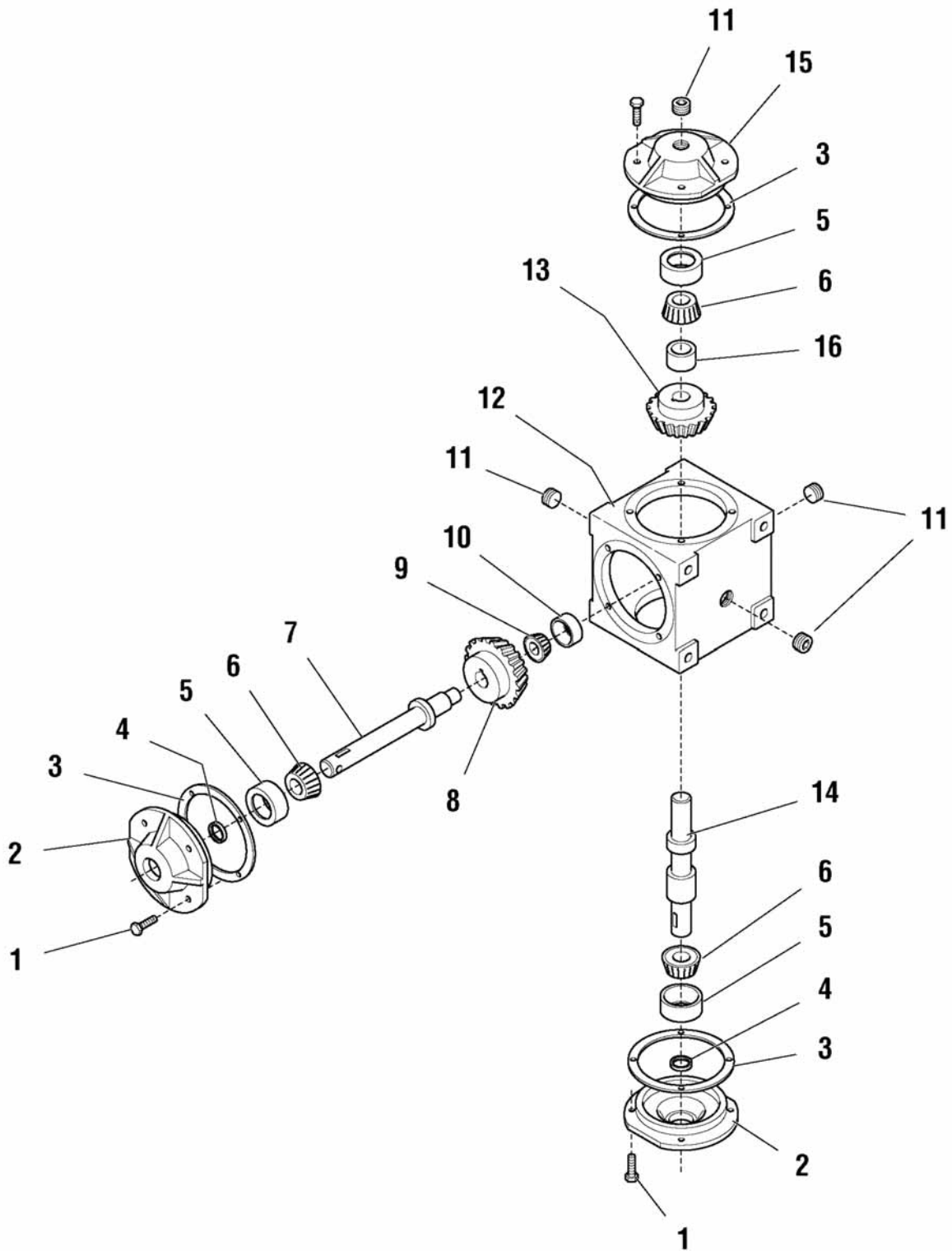
The above parts group applies to the following Mfg. Nos.:

1692860 - 60" Mower 1693445 - 60" Mower
1692863 - 48" Mower
1693122 - 48" Mower
1693123 - 60" Mower
1693252 - 48" Mower
1693253 - 60" Mower

Gearbox - SERVICE PARTS, 54" Decks

NOTE: Unless noted otherwise,
use the standard hardware torque
specification chart.

1719794



The above parts group applies to the following Mfg. Nos.:

- 1693630 - 54" Mower
- 1693632 - 54" Mower
- 1693726 - 54" Mower
- 1693728 - 54" Mower

Gearbox - SERVICE PARTS, 54" Decks

REF NO	PART NO.	QTY.	DESCRIPTION
1	1930591SM	12	CAPSCREW, Hex Head, Whizlock, 5/16-18 x 3/4
2	*	2	CAP, Thru
3	1700895SM	A/R	GASKET, 0.015 (Replace with Gasket of Identical Thickness)
3	1700896SM	A/R	GASKET, 0.005 (Replace with Gasket of Identical Thickness)
3	1700897SM	A/R	GASKET, 0.003 (Replace with Gasket of Identical Thickness)
4	2118118SM	2	SEAL, Shaft, 1 x 1-1/2 x 5/16
5	*	3	BEARING RACE, Cup
6	*	3	BEARING, Cone
7	*	1	SHAFT
8	*	1	GEAR
9	*	1	BEARING, Cone
10	*	1	BEARING RACE, Cup
11	1716790SM	4	PLUG, Pipe, Hex Socket Head
12	*	1	HOUSING, Gearbox
13	*	1	GEAR
14	*	1	SHAFT
15	*	1	CAP, Blank
16	*	1	SPACER (Early Models Only)

Not for
Reproduction

Footnotes

Note* If any of these need to be replaced, replace the gear box assembly (order P/N 1719794).

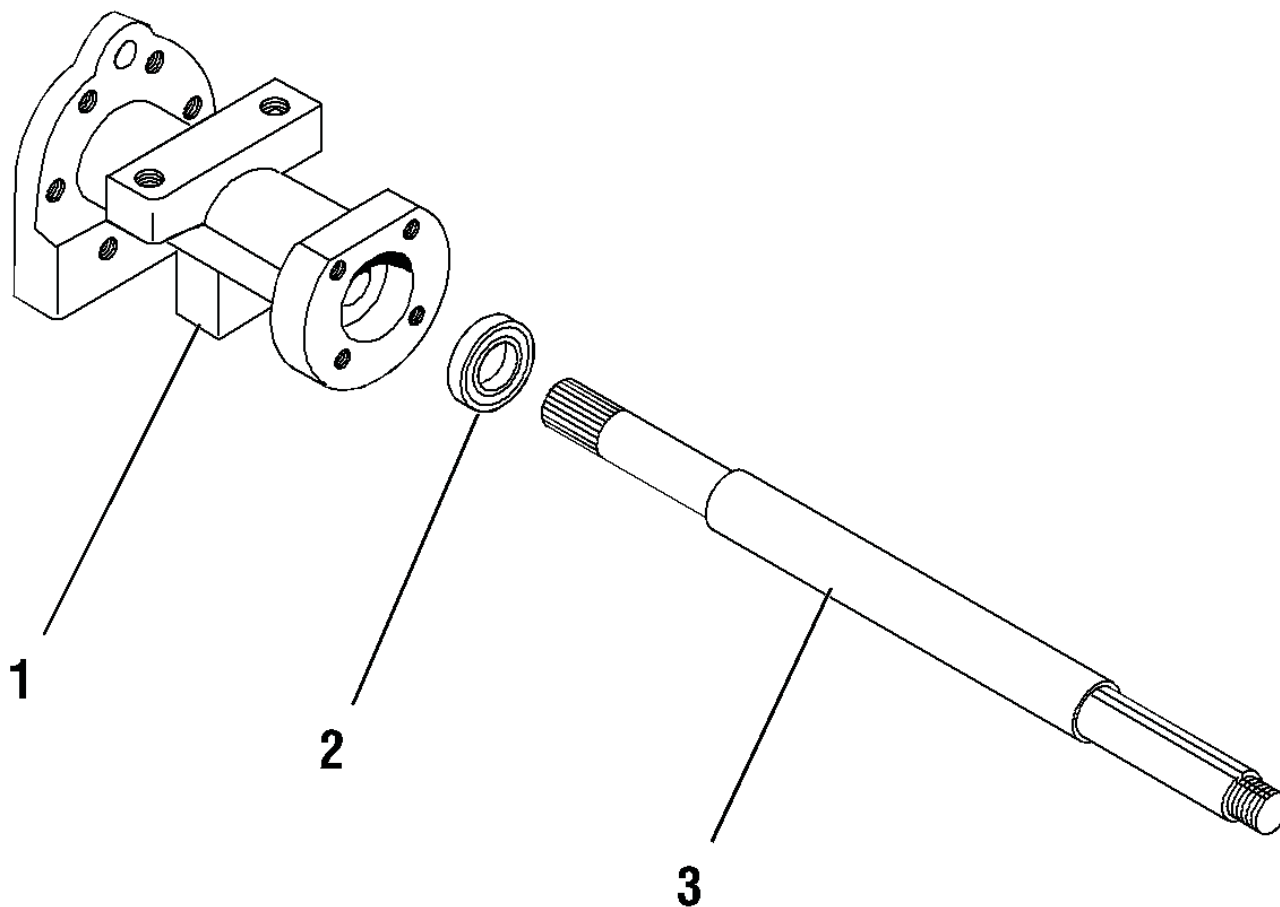
The above parts group applies to the following Mfg. Nos.:

1693630 - 54" Mower
1693632 - 54" Mower
1693726 - 54" Mower
1693728 - 54" Mower

Axle Housing Service Parts - Peerless Model 2650-007

11\0097

NOTE: Unless noted otherwise,
use the standard hardware torque
specification chart.



The above parts group applies to the following Mfg. Nos.:

1693112 - Legacy 1693738 - Legacy
1693120 - Legacy
1693130 - 2024D
1693138 - 2924D
1693446 - 2924D
1693576 - Legacy

Axle Housing Service Parts - Peerless Model 2650-007

REF NO	PART NO.	QTY.	DESCRIPTION
1	782064	1	HOUSING, Axle, 8-3/8" Long Peerless transmission parts must be ordered through your local Tecumseh/Peerless distributor. © Copyright 1998 Tecumseh Products Company. All Rights Reserved. Used with permission.
2	780127	1	BEARING, Ball Peerless transmission parts must be ordered through your local Tecumseh/Peerless distributor. © Copyright 1998 Tecumseh Products Company. All Rights Reserved. Used with permission.
3	774956	1	AXLE, 16-9/16" Long Peerless transmission parts must be ordered through your local Tecumseh/Peerless distributor. © Copyright 1998 Tecumseh Products Company. All Rights Reserved. Used with permission.

Not for
Reproduction

Footnotes

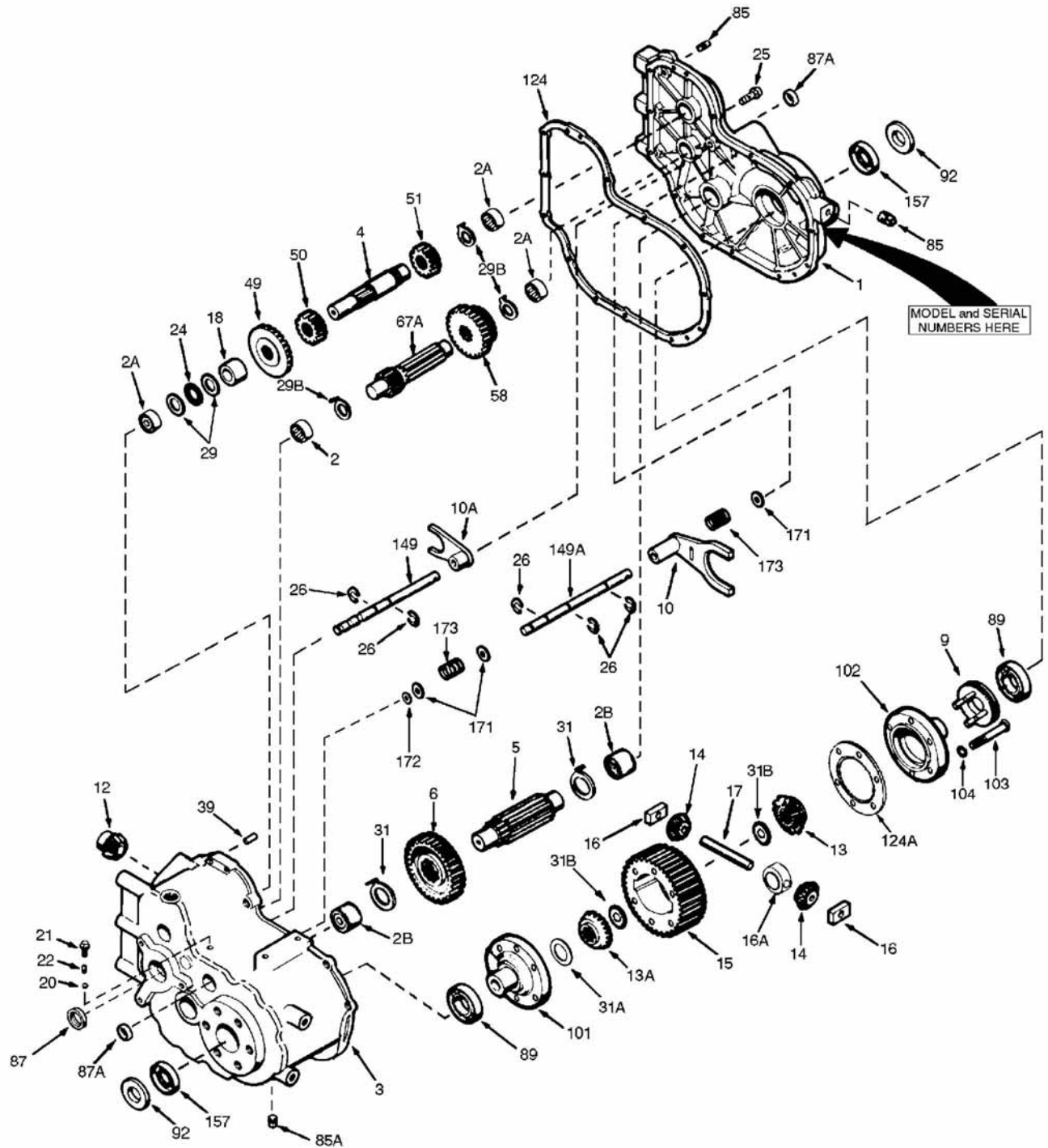
The above parts group applies to the following Mfg. Nos.:

1693112 - Legacy 1693738 - Legacy
1693120 - Legacy
1693130 - 2024D
1693138 - 2924D
1693446 - 2924D
1693576 - Legacy

Transaxle Service Parts - Peerless Model 2600-025

11\0093

NOTE: Unless noted otherwise,
use the standard hardware torque
specification chart.



The above parts group applies to the following Mfg. Nos.:

- 1693112 - Legacy
- 1693120 - Legacy
- 1693130 - 2024D
- 1693138 - 2924D
- 1693446 - 2924D
- 1693576 - Legacy
- 1693738 - Legacy

Transaxle Service Parts - Peerless Model 2600-025

REF NO	PART NO.	QTY.	DESCRIPTION
1	772086	1	Transaxle Cover (Incl. 2A & 2B)
2	780097	1	* Needle Bearing 1" ID
2A	780100	3	* Needle Bearing
2B	780099	2	* Needle Bearing
3	770130	1	* Transaxle Case (Incl. 2, 2A & 2B)
4	776209A	1	* Countershaft
5	776120A	1	* Output Pinion
6	778098	1	* Output Gear (37 teeth)
9	784325A	1	* Shift Collar Assy
10A	784195	1	* Shift Fork
10	784328	1	* Shift Fork (Diff-Lock)
12	778155	1	* Bevel Pinion (13 teeth-steel) (Ship Loose Part)
13A	778158	1	* Bevel Gear (16 teeth-steel)
13	778159	1	* Bevel Gear (16 teeth-steel)
14	778157	2	* Bevel Pinion (10 teeth-steel)
15	778156	1	* Ring Gear
16	786098	2	* Drive Block
16A	786171	1	* Spacer Block
17	786096	1	* PIN, Drive
18	786094	1	* SPACER
20	792004	1	* Ball, 3/16" dia.
21	792100	1	* CAPSCREW, 1/4-20 x 5/8"
22	792003	1	* Detent Spring
24	780012	1	* Thrust Bearing
25	792067	13	* CAPSCREW, 5/16-18 x 1"
26	792064	5	* Retaining Ring
29	780045	2	* WASHER
29B	780157	3	* WASHER
31A	780130	1	* WASHER
31	780156	2	* WASHER
31B	792158	2	* WASHER, Belleville
39	786026	2	* PIN, Dowel
49	778087	1	* Bevel Gear (30 teeth)
50	778088	1	* Spur Gear (16 teeth)
51	778099	1	* Spur Gear (20 teeth)
58	778100	1	* Shifter Gear (23 & 27 teeth)
67A	776122	1	* Shifter & Brake Shaft (13 teeth)
85A	792019	1	* Magnetic Drain Plug, 3/8-18
85	792039	2	* Plug, 1/8-27
87	788008	1	* Oil Seal 1"
87A	788034	3	* Oil Seal, 1/2"
89	780125	2	* Ball Bearing
92	786097	2	* Spacer (Ship Loose Part)
101	774486A	1	* Differential Carrier (Incl. 31A)

Footnotes

* Peerless transmission parts must be ordered through your local Tecumseh/Peerless distributor. © Copyright 1998 Tecumseh Products Company. All Rights Reserved. Used with permission.

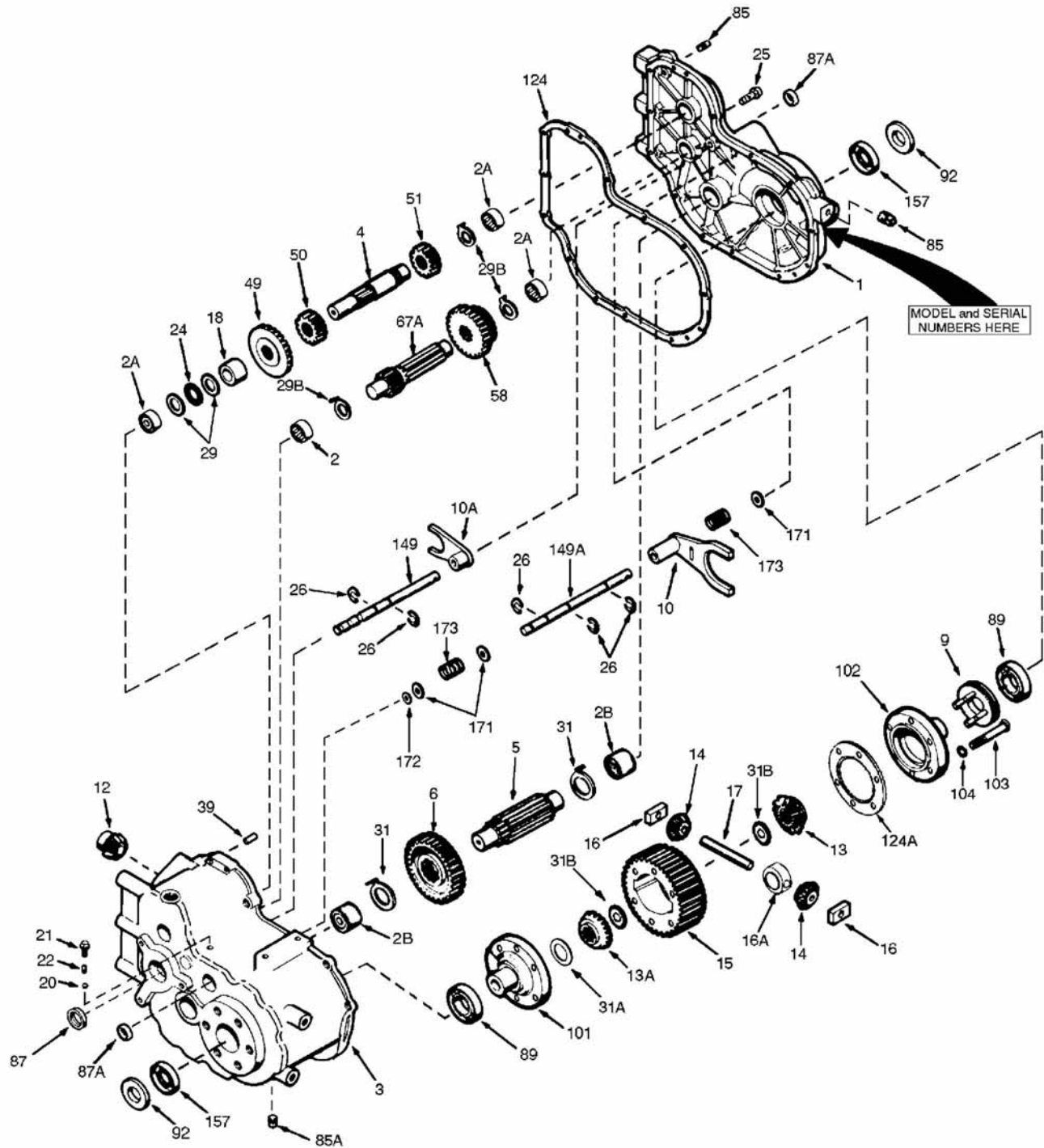
The above parts group applies to the following Mfg. Nos.:

1693112 - Legacy
 1693120 - Legacy
 1693130 - 2024D
 1693138 - 2924D
 1693446 - 2924D
 1693576 - Legacy

Transaxle Service Parts - Peerless Model 2600-025

11\0093

NOTE: Unless noted otherwise,
use the standard hardware torque
specification chart.



The above parts group applies to the following Mfg. Nos.:

- 1693112 - Legacy
- 1693120 - Legacy
- 1693130 - 2024D
- 1693138 - 2924D
- 1693446 - 2924D
- 1693576 - Legacy
- 1693738 - Legacy

Transaxle Service Parts - Peerless Model 2600-025

REF NO	PART NO.	QTY.	DESCRIPTION
102	774487	1	* Differential Carrier
103	792101	6	* CAPSCREW, 3/8-16 x 2-3/4"
104	792011	6	* Lockwasher, 3/8"
124A	780190	1	* Shim
124	788058B	1	* Gasket
149	784326A	1	* Shift Rod (High-Low)
149A	784331A	1	* Shift Rod (Diff-Lock)
157	788049	2	* Oil Seal 1-1/8"
171	780070	3	* Thrust Washer .502 ID
172	792099	1	* Retaining Ring
173	792102	2	* Spring (Diff-Lock)

Not for
Reproduction

Footnotes

* Peerless transmission parts must be ordered through your local Tecumseh/Peerless distributor. © Copyright 1998 Tecumseh Products Company. All Rights Reserved. Used with permission.

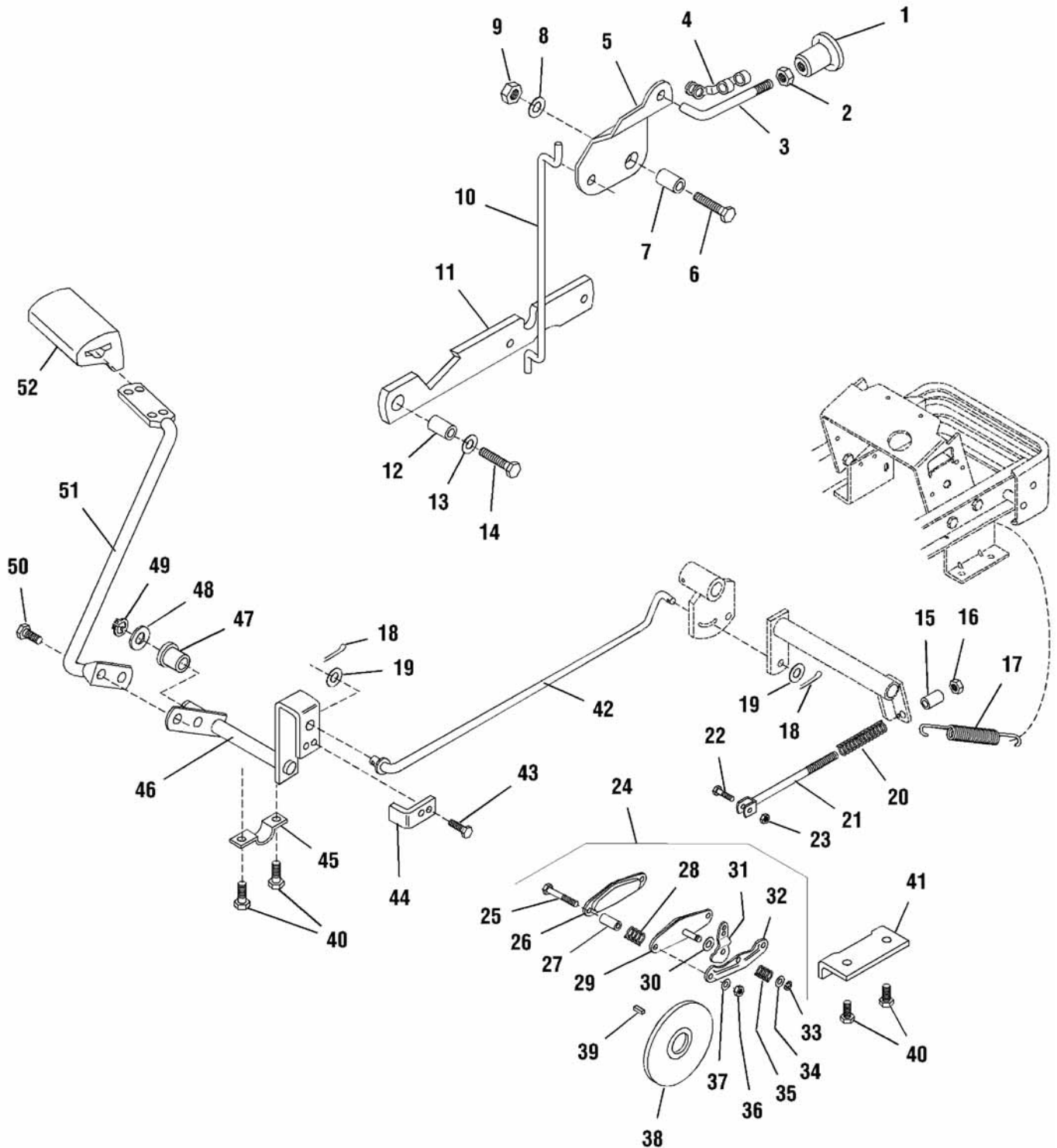
The above parts group applies to the following Mfg. Nos.:

1693112 - Legacy 1693738 - Legacy
1693120 - Legacy
1693130 - 2024D
1693138 - 2924D
1693446 - 2924D
1693576 - Legacy

Brake Control & Parking Brake Group

NOTE: Unless noted otherwise,
use the standard hardware torque
specification chart.

11\0057



The above parts group applies to the following Mfg. Nos.:

- 1693112 - Legacy
- 1693120 - Legacy
- 1693130 - 2024D
- 1693138 - 2924D
- 1693446 - 2924D
- 1693576 - Legacy
- 1693738 - Legacy

Brake Control & Parking Brake Group

REF NO	PART NO.	QTY.	DESCRIPTION
1	1725277SM	1	KNOB, Parking Brake
2	1960591SM	1	NUT, Hex Lock, #10-24
3	1717004SM	1	ROD, Park Brake
4	1717024SM	1	CLIP, Rod
5	1717006SM	1	BRACKET, Park Brake Pivot
6	1931317SM	1	CARRIAGE BOLT, 1/4-20 x 3/4
7	1960234SM	1	SPACER, .281 x 1/2 x .32 LG
8	1921319SM	1	WASHER, Plain, 1/4
9	1923358SM	1	NUT, Hex, Center Lock, 1/4-20
10	1717005SM	1	ROD, Park Brake
11	1715846SM	1	BRACKET, Park Brake
12	1716360SM	1	SPACER, .325 x 3/4 x .63
13	1919381SM	2	WASHER, Flat, 5/16
14	1931202SM	1	CAPSCREW, Hex Hd, Taptite, 5/16-18 x 1-1/4
15	1656397SM	1	SPACER
16	1919439SM	1	NUT, Hex, Nylon Lock, 3/8-16
17	1704442SM	1	SPRING, Extension
18	1918451SM	3	PIN, Cotter, 1/8 x 3/4
19	1924940SM	3	WASHER, Plain, 3/8
20	1656632SM	1	SPRING, Compression
21	1716297SM	1	ROD ASSEMBLY, Brake
22	1921960SM	1	CAPSCREW, Hex Hd, 1/4-20 x 1
23	1920397SM	2	NUT, Hex, Nylon Lock, 1/4-20
24	1716192SM	1	CALIPER ASSEMBLY, Brake (Includes Ref 25 thru 37 below)
25	1921963SM	2	CAPSCREW, Hex Hd, 1/4-20 x 2
26	1718703SM	1	PAD, Brake, Outer
27	1718704SM	2	SPACER
28	1718705SM	2	SPRING, Compression
29	1718706SM	1	PAD, Brake, Inner
30	1718707SM	1	WASHER
31	1718708SM	1	BRACKET
32	1718709SM	1	BRACKET, Mounting
33	1718710SM	1	CLIP RING
34	1718711SM	1	WASHER
35	1718712SM	1	SPRING, Compression
36	1916622SM	2	NUT, Hex, 1/4-20
37	1916964SM	2	LOCKWASHER, 1/4
38	1716193SM	1	BRAKE, Disc
39	2805123SM	1	KEY, Woodruff, 3/16 x 3/4 #9
40	1664847SM	4	CAPSCREW, Hex Hd, Taptite, 5/16-18 x 3/4
41	1715860SM	1	BRACKET, Caliper Mtg.
42	1716190SM	1	ROD, Brake
43	1675044SM	2	RIVET, Pop, 3/16 x 7/16 lg
44	1716318SM	1	ACTUATOR, Switch

Footnotes

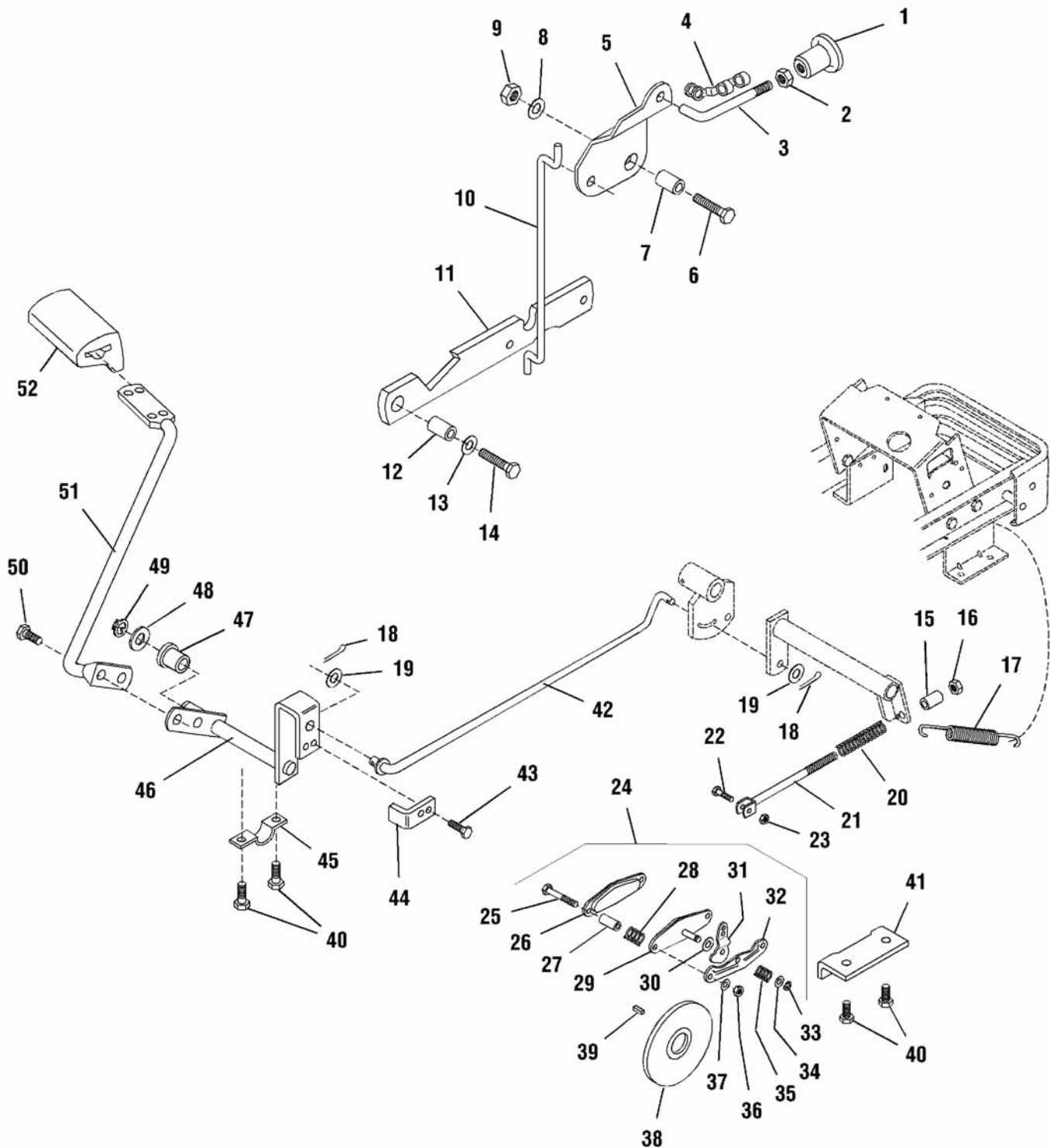
The above parts group applies to the following Mfg. Nos.:

1693112 - Legacy
 1693120 - Legacy
 1693130 - 2024D
 1693138 - 2924D
 1693446 - 2924D
 1693576 - Legacy

Brake Control & Parking Brake Group

NOTE: Unless noted otherwise,
use the standard hardware torque
specification chart.

11\0057



The above parts group applies to the following Mfg. Nos.:

- 1693112 - Legacy
- 1693120 - Legacy
- 1693130 - 2024D
- 1693138 - 2924D
- 1693446 - 2924D
- 1693576 - Legacy
- 1693738 - Legacy

Brake Control & Parking Brake Group

REF NO	PART NO.	QTY.	DESCRIPTION
45	1663942	1	STRAP
46	1715861SM	1	BRAKE ARM ASSEMBLY
47	2176440SM	1	BUSHING
48	1960114SM	2	WASHER, Plain, 3/4 x 1
49	2827794SM	1	CLIP RING, 3/4
50	1927187SM	2	CAPSCREW, Hex Hd, Taptite, 3/8-16 x 1
51	1716327SM	1	LEVER, Brake
52	1716188SM	1	PAD, Brake Pedal

Not for
Reproduction

Footnotes

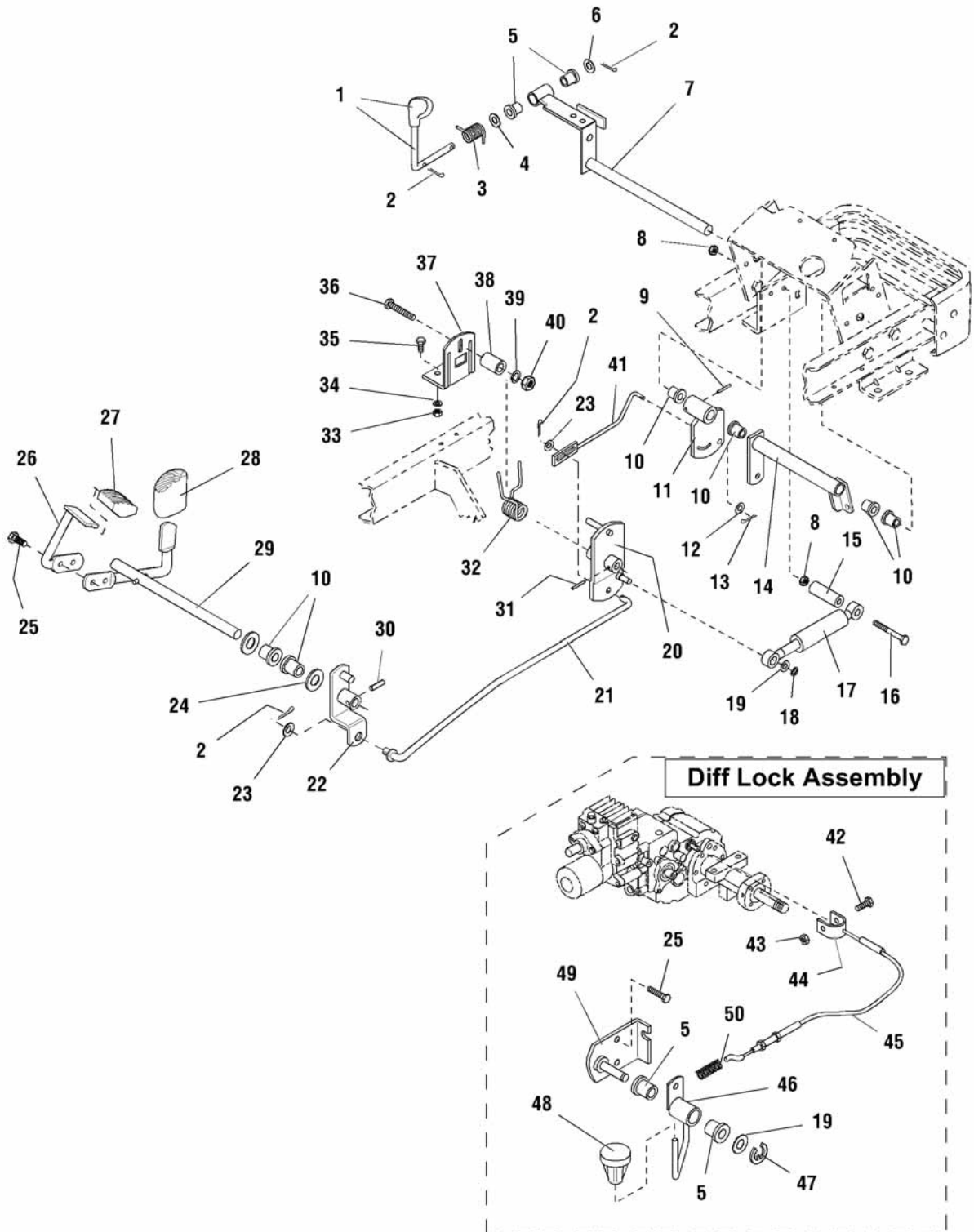
The above parts group applies to the following Mfg. Nos.:

1693112 - Legacy 1693738 - Legacy
1693120 - Legacy
1693130 - 2024D
1693138 - 2924D
1693446 - 2924D
1693576 - Legacy

Foot Control, Cruise & Diff Lock Group

NOTE: Unless noted otherwise,
use the standard hardware torque
specification chart.

11\0049



The above parts group applies to the following Mfg. Nos.:

- 1693112 - Legacy
- 1693120 - Legacy
- 1693130 - 2024D
- 1693138 - 2924D
- 1693446 - 2924D
- 1693576 - Legacy
- 1693738 - Legacy

Foot Control, Cruise & Diff Lock Group

REF NO	PART NO.	QTY.	DESCRIPTION
1	1715896SM	1	KNOB, Cruise Control
2	1918447SM	4	PIN, Cotter, 3/32 x 3/4
3	1709236SM	1	SPRING, Torsion
4	1924361SM	3	WASHER, 1/2 x 1-1/4
5	1715025SM	4	BUSHING, Nylon
6	1960206SM	1	WASHER
7	1715942SM	1	HANDLE ASSEMBLY, Cruise
8	1935041SM	2	NUT, Hex, Whizlock, 7/16-14
9	2816937SM	1	PIN, Roll, 1/4 x 1-1/4
10	2176440SM	6	BUSHING
11	1715829SM	1	CONTROL ARM ASSEMBLY, Cruise
12	1924940SM	1	WASHER, Plain, 3/8
13	1918451SM	1	PIN, Cotter, 1/8 x 3/4
14	1715947SM	1	CROSS SHAFT ASSEMBLY, Brake
15	1717595SM	1	SPACER, Shock Absorber
16	1960572SM	1	CAPSCREW, Hex Hd, 7/16-14 x 4
17	1714856SM	1	SHOCK ABSORBER
18	2832724SM	1	E-CLIP
19	1960027SM	2	WASHER, Flat, 1/2 x 7/8
20	1716462SM	1	LEVER ASSEMBLY, Control
21	1715841SM	1	ROD, Pedal to Lever
22	1715826SM	1	CONTROL ARM ASSEMBLY
23	1924940SM	2	WASHER, Plain, 3/8
24	1960114SM	A/R	WASHER, Plain, 3/4 x 1
25	1664847SM	4	CAPSCREW, Hex Hd, Taptite, 5/16-18 x 3/4
26	1715859SM	1	PEDAL, Foot, Hydro
27	1715834SM	1	PAD, Pedal (Forward)
28	1715835SM	1	PAD, Pedal (Reverse)
29	1715831SM	1	FOOT PEDAL ASSEMBLY
30	2816937SM	1	PIN, Roll, 1/4 x 1-1/4
31	1960587SM	1	PIN, Roll, 1/4 x 1-3/4
32	1716500SM	1	SPRING, Torsion
33	1917372SM	2	NUT, Hex, Full, 5/16-18
34	1917356SM	2	LOCKWASHER, 5/16
35	1931333SM	2	CARRIAGE BOLT, 5/16-18 x 3/4
36	1931355SM	1	CARRIAGE BOLT, 3/8-16 x 2-1/4
37	1716943SM	1	PLATE, Pedal Stop
38	1717023SM	1	TUBE, Neutral
39	1916965SM	1	LOCKWASHER, 3/8
40	1917421SM	1	NUT, Hex Jam, 3/8-16
41	1715842SM	1	ROD, Cruise (To Lever Assembly)
42	1921961SM	1	CAPSCREW, Hex Hd, 1/4-20 x 3/4
43	1920397SM	1	NUT, Hex, Nylon Lock, 1/4-20
44	1716287SM	1	CLEVIS

Footnotes

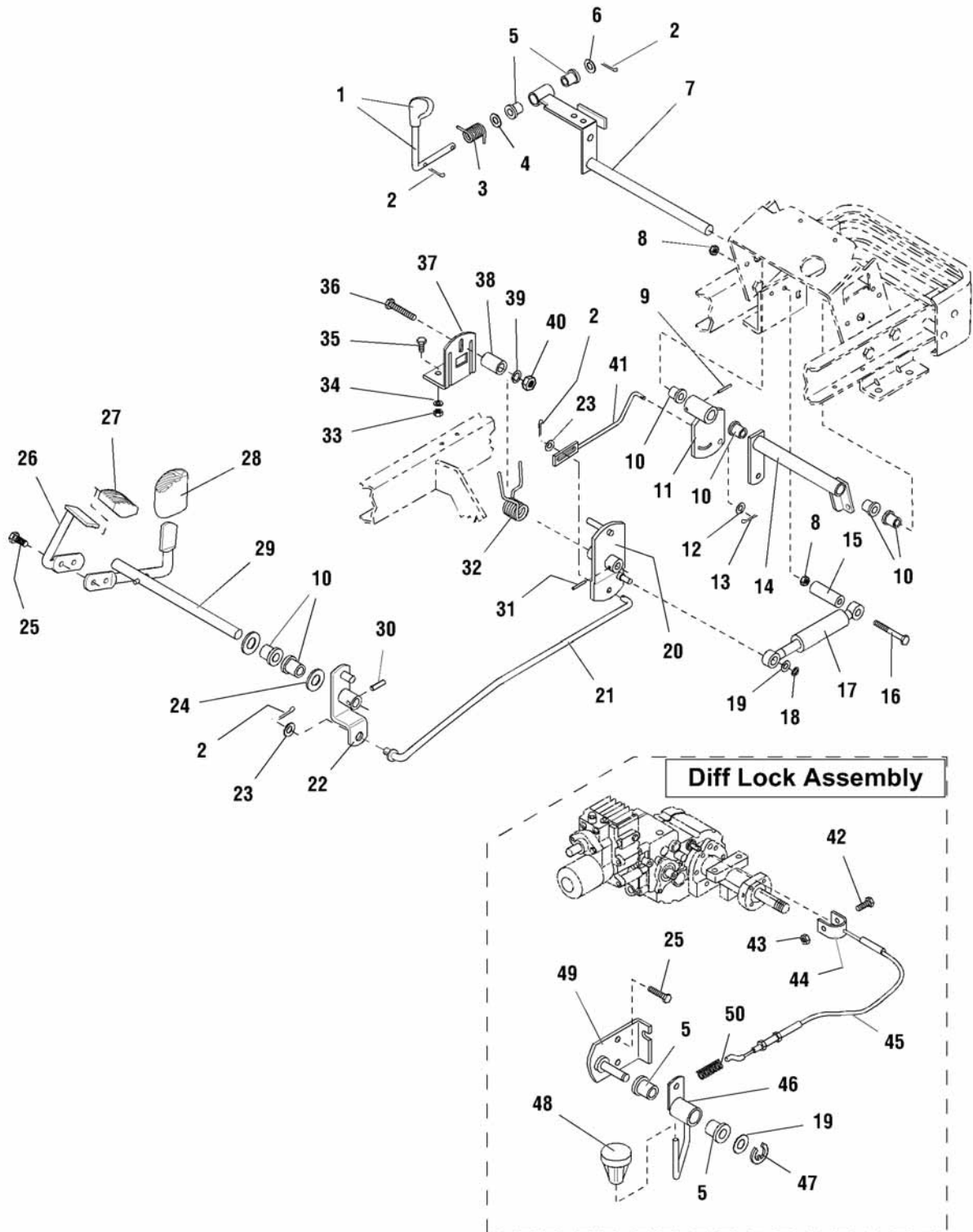
The above parts group applies to the following Mfg. Nos.:

1693112 - Legacy
 1693120 - Legacy
 1693130 - 2024D
 1693138 - 2924D
 1693446 - 2924D
 1693576 - Legacy

Foot Control, Cruise & Diff Lock Group

NOTE: Unless noted otherwise,
use the standard hardware torque
specification chart.

11\0049



The above parts group applies to the following Mfg. Nos.:

- 1693112 - Legacy
- 1693120 - Legacy
- 1693130 - 2024D
- 1693138 - 2924D
- 1693446 - 2924D
- 1693576 - Legacy
- 1693738 - Legacy

Foot Control, Cruise & Diff Lock Group

REF NO	PART NO.	QTY.	DESCRIPTION
45	1718424SM	1	CABLE, Diff Lock
46	1718423SM	1	ARM ASSEMBLY, Diff Lock
47	1703805SM	1	E-CLIP, Retaining Ring
48	1716289SM	1	BUTTON, Diff Lock
49	1716448SM	1	PIVOT ASSEMBLY, Diff Lock
50	1704442SM	1	SPRING

Not for
Reproduction

Footnotes

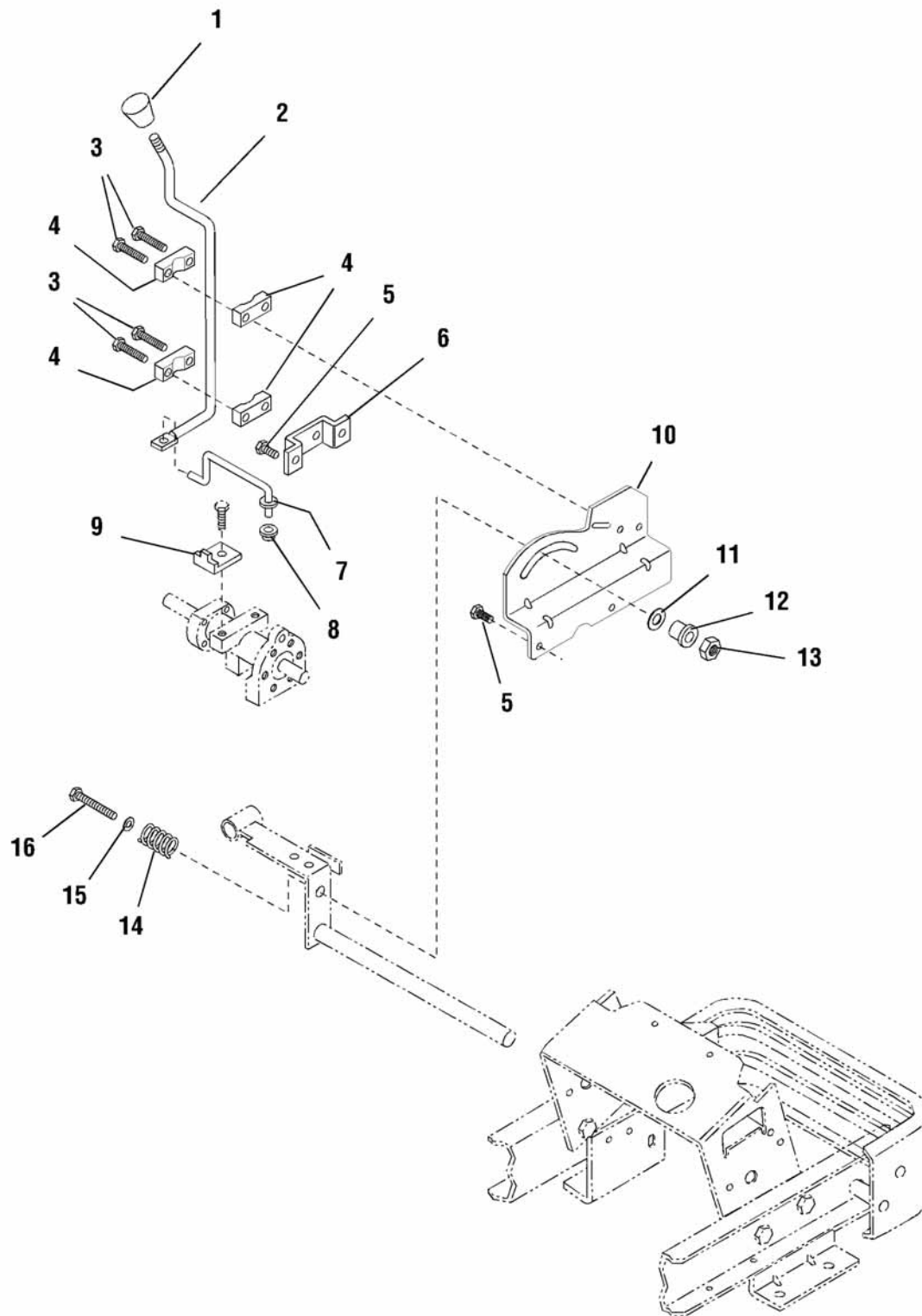
The above parts group applies to the following Mfg. Nos.:

1693112 - Legacy 1693738 - Legacy
1693120 - Legacy
1693130 - 2024D
1693138 - 2924D
1693446 - 2924D
1693576 - Legacy

Two Speed Control Group

NOTE: Unless noted otherwise,
use the standard hardware torque
specification chart.

11\0053



The above parts group applies to the following Mfg. Nos.:

1693112 - Legacy 1693738 - Legacy
1693120 - Legacy
1693130 - 2024D
1693138 - 2924D
1693446 - 2924D
1693576 - Legacy

Two Speed Control Group

REF NO	PART NO.	QTY.	DESCRIPTION
1	1713843SM	1	KNOB, Two Speed
2	1715823SM	1	ROD, Two Speed
3	1930600SM	4	CAPSCREW, Hex Hd, Taptite, 5/16-18 x 1-1/2
4	1674631SM	4	BEARING HALF, Nylon
5	1664847SM	4	CAPSCREW, Hex Hd, Taptite, 5/16-18 x 3/4
6	1716994ASM	1	BRACKET, Two Speed
7	1716470SM	1	ROD, Two Speed, Lower
8	1960518SM	1	NUT, Push
9	1716291SM	1	QUADRANT, Two Speed
10	1716472SM	1	BRACKET, Slotted (Cruise & Two Speed)
11	1924361SM	3	WASHER, 1/2 x 1-1/4
12	1709043SM	1	SPACER
13	1919438SM	1	NUT, Hex, Nylon Lock, 5/16-18
14	1677746SM	1	SPRING, Compression
15	1919381SM	2	WASHER, Flat, 5/16
16	1921719SM	1	CAPSCREW, 5/16-18 x 2-1/2

Not for
Reproduction

Footnotes

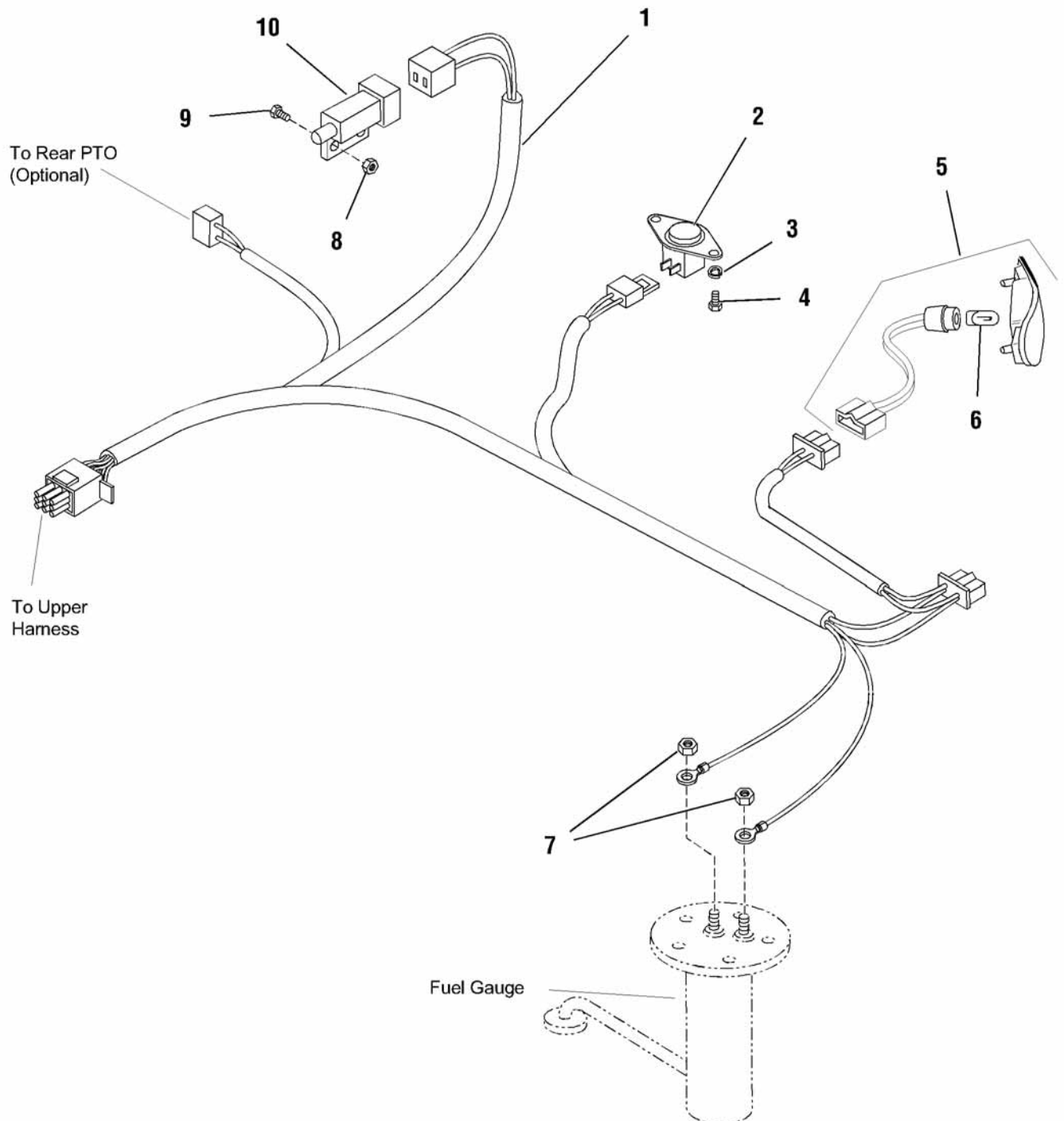
The above parts group applies to the following Mfg. Nos.:

1693112 - Legacy 1693738 - Legacy
1693120 - Legacy
1693130 - 2024D
1693138 - 2924D
1693446 - 2924D
1693576 - Legacy

Electrical Group - Lower Harness

11\0041

NOTE: Unless noted otherwise,
use the standard hardware torque
specification chart.



The above parts group applies to the following Mfg. Nos.:

1693112 - Legacy 1693738 - Legacy

1693120 - Legacy

1693130 - 2024D

1693138 - 2924D

1693446 - 2924D

1693576 - Legacy

Electrical Group - Lower Harness

REF NO	PART NO.	QTY.	DESCRIPTION
1	1717552SM	1	HARNES, Rear
2	1700636SM	1	SWITCH, Seat (Normally Open - Diesel Models)
3	1921880SM	2	LOCKWASHER, 1/4
4	1960357	2	CAPSCREW, Hex Hd, 1/4-20 x 3/4
5	1715915SM	2	TAIL LIGHT, Assembly (Includes Bulb)
6	1717650SM	2	BULB, Tail Light
7	1928919SM	4	NUT, Hex Flange, #10-32
8	1960591SM	2	NUT, Hex Lock, #10-24
9	1933737SM	2	CAPSCREW, #10-24 x 5/8
10	1717050SM	1	SWITCH, Cruise Control

Not for
Reproduction

Footnotes

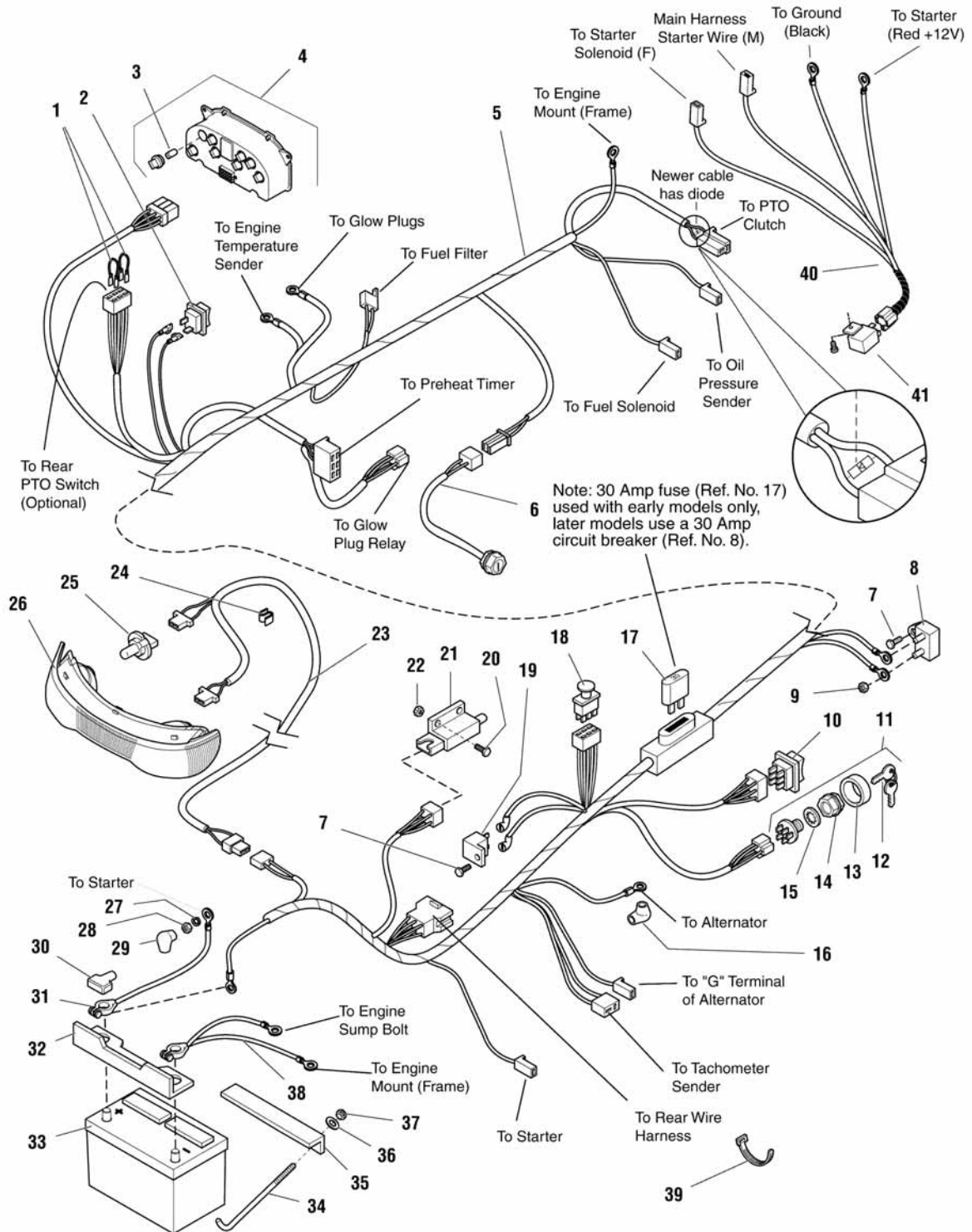
The above parts group applies to the following Mfg. Nos.:

1693112 - Legacy 1693738 - Legacy
1693120 - Legacy
1693130 - 2024D
1693138 - 2924D
1693446 - 2924D
1693576 - Legacy

Electrical Group - Main Harness

NOTE: Unless noted otherwise, use the standard hardware torque specification chart.

11\0045



The above parts group applies to the following Mfg. Nos.:

- 1693112 - Legacy
- 1693120 - Legacy
- 1693130 - 2024D
- 1693138 - 2924D
- 1693446 - 2924D
- 1693576 - Legacy
- 1693738 - Legacy

Electrical Group - Main Harness

REF NO	PART NO.	QTY.	DESCRIPTION
1	*	2	JUMPER
2	1716951SM	1	SWITCH, Headlights
3	1717634SM	8	BULB, Instrument Panel
4	1724967SM	1	INSTRUMENT PANEL, Diesel (Includes Bulbs)
5	1718664SM	1	WIRE HARNESS, Main * Older harness
5	1724877SM	1	WIRE HARNESS, Main
6	1716987SM	1	HARNESS, Power Outlet
7	1704351SM	4	FASTENER, Panel
8	1719311SM	1	CIRCUIT BREAKER, 30 Amp (Later Models Only)
9	1928919SM	4	NUT, Hex Flange, #10-32
10	1716329SM	1	SWITCH, Mower Height Adjust
11	1686734SM	1	ASSEMBLY, Switch & Key (Includes Ref 12 thru 15 below)
12	1717163SM	1	KEYS (Set of 2)
13	1717550SM	1	COVER, Key Switch
14	1717549SM	1	NUT, Hex Flange, 5/8
15	1960547SM	1	WASHER, Internal Tooth, 5/8
16	2122023SM	1	COVER, Terminal
17	*	1	FUSE, 30 Amp, Automotive
18	1722887SM	1	SWITCH, Front PTO
19	1665238SM	1	BREAKER, Circuit
20	1933737SM	2	CAPSCREW, #10-24 x 5/8
21	1701521SM	1	SWITCH, Interlock (NO/NO)
22	1960591SM	2	NUT, Hex Lock, #10-24
23	1716198SM	1	HARNESS, Headlight
24	1708007SM	1	CLAMP
25	1717649SM	2	BULB, Headlight, Halogen
26	1715923SM	1	BEZEL, Headlight
27	1917356SM	1	LOCKWASHER, 5/16
28	2860433SM	1	NUT, Hex Jam, M8-1.25, Yellow
29	1713535SM	1	COVER, Starter Terminal
30	1713534SM	1	COVER, Positive Battery Terminal
31	1718676SM	1	CABLE, Battery to Starter
32	1718682SM	1	GUARD, Battery
33	1686714SM	1	BATTERY (500 CCA)
34	1718483SM	2	ROD, Battery Hold-Down
35	1718596ASM	1	BRACKET, Battery
36	1921319SM	2	WASHER, Plain, 1/4
37	1920397SM	2	NUT, Hex, Nylon Lock, 1/4-20
38	1718677SM	1	CABLE, Battery to Ground
39	1701011SM	8	TIE STRAP
40	1726829SM	1	WIRE HARNESS, Diesel Starter
41	1724479SM	1	RELAY, 12V 5 Blade

Footnotes

Note* Not a servicable part.

Note* Not a serviceable part. (Early Models Only)

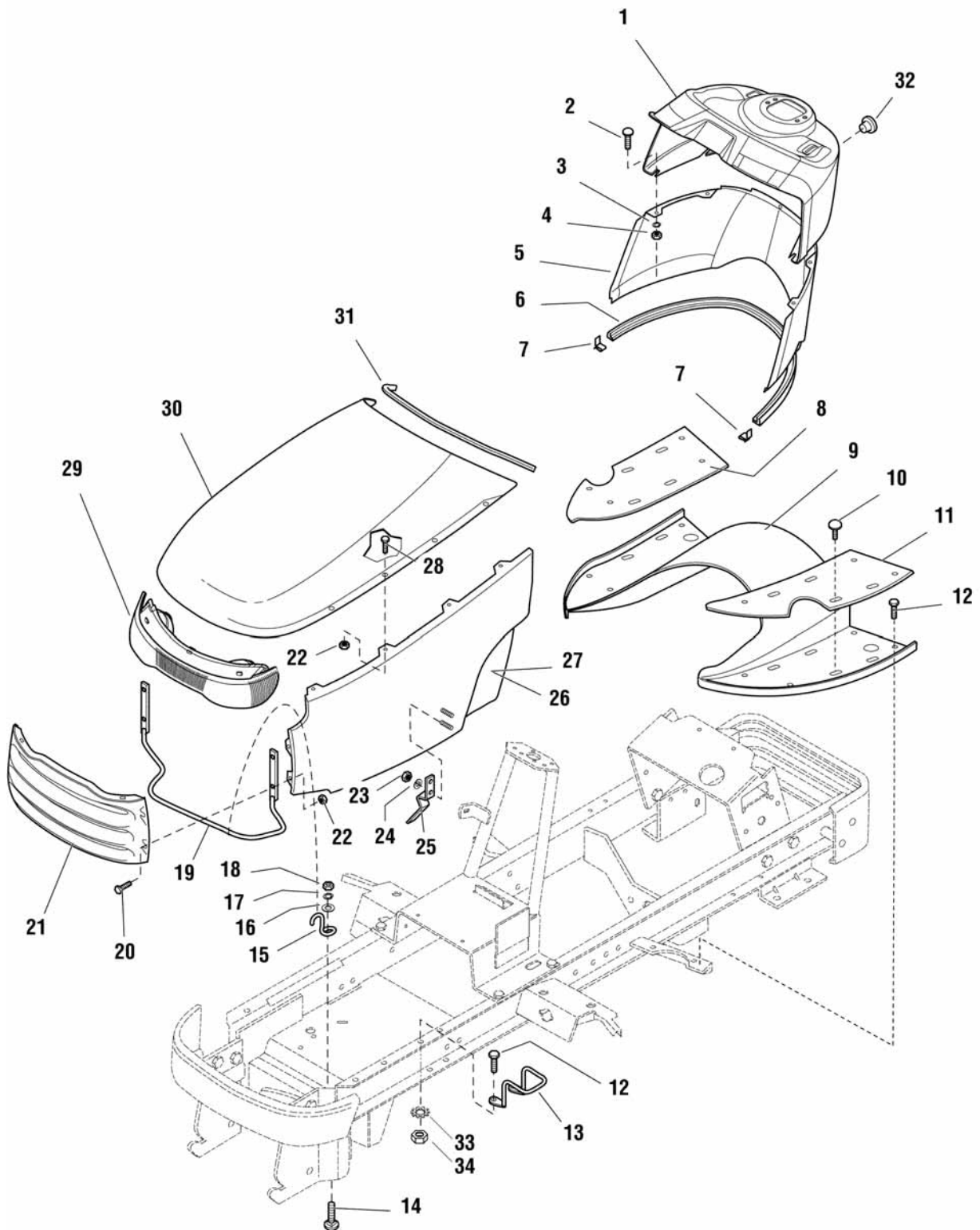
The above parts group applies to the following Mfg. Nos.:

1693112 - Legacy 1693738 - Legacy
 1693120 - Legacy
 1693130 - 2024D
 1693138 - 2924D
 1693446 - 2924D
 1693576 - Legacy

Hood, Dash & Footrest Group

NOTE: Unless noted otherwise,
use the standard hardware torque
specification chart.

11\0029



The above parts group applies to the following Mfg. Nos.:

- 1693112 - Legacy
- 1693120 - Legacy
- 1693130 - 2024D
- 1693138 - 2924D
- 1693446 - 2924D
- 1693576 - Legacy
- 1693738 - Legacy

Hood, Dash & Footrest Group

REF NO	PART NO.	QTY.	DESCRIPTION
1	1718614SM	1	DASH, Upper
2	1960252SM	4	CARRIAGE BOLT, 1/4-20 x 5/8
3	1916964SM	4	LOCKWASHER, 1/4
4	1916622SM	4	NUT, Hex, 1/4-20
5	1718615SM	1	DASH, Lower
6	1718491SM	1	EDGING, Dash
7	1717523SM	2	CLIP
8	1715900SM	1	PAD, Footrest, RH
9	1715898SM	1	TUNNEL
10	1704351SM	12	FASTENER, Panel
11	1715899SM	1	PAD, Footrest, LH
12	1925003SM	10	CAPSCREW, Hex Hd, Taptite, 1/4-20 x 1/2
13	1718031SM	2	ROD, Hood Latch
14	1931335SM	2	CARRIAGE BOLT, 5/16-18 x 1
15	1717084SM	2	ROD, Hood Latch Pivot
16	1919326SM	2	WASHER, Flat
17	1917356SM	2	LOCKWASHER, 5/16
18	1917372SM	6	NUT, Hex, Full, 5/16-18
19	1718479SM	1	ROD, Hood Hinge
20	1930594SM	4	CAPSCREW, Hex Hd, Whizlock, 1/4-20 x 3/4
21	1686760SM	1	GRILL (Orange)
21	1687165SM	1	GRILL (Red)
22	1930641SM	12	NUT, Hex ,Whizlock, 1/4-20
23	1933896SM	4	NUT, Hex, Nylon Lock, #10-24
24	1960096SM	4	WASHER
25	1718032SM	2	CLIP, Hood Latch
26	1718661SM	1	SIDE PANEL, LH (Orange)
26	1729534SM	1	SIDE PANEL, LH (Red)
27	1725824SM	1	SIDE PANEL, RH (Orange)
27	1729533SM	1	SIDE PANEL, RH (Red)
28	1960295SM	8	CAPSCREW, Hex Hd, Whizlock, 1/4-20 x 5/8
29	1715923SM	1	HEADLIGHT BEZEL
30	1715902CSM	1	HOOD (Orange)
30	1715902DSM	1	HOOD (Red)
31	1718124SM	1	EDGING, Hood
32	1718611SM	1	PLUG
33	2820426SM	1	LOCKWASHER, External Tooth * Diesel only
34	2828372SM	1	NUT, KEPS 1/4-20 * Diesel only

Footnotes

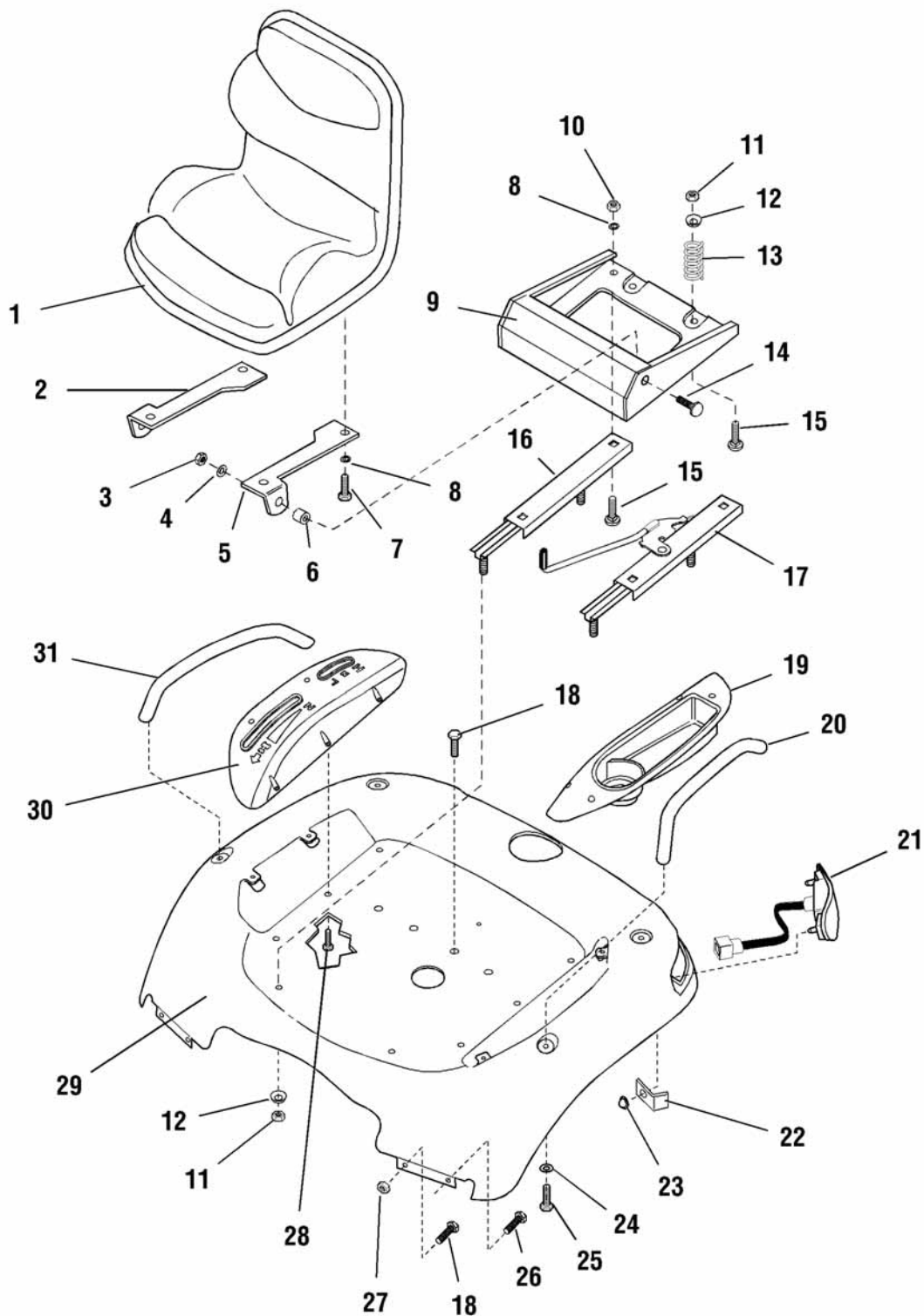
The above parts group applies to the following Mfg. Nos.:

1693112 - Legacy
 1693120 - Legacy
 1693130 - 2024D
 1693138 - 2924D
 1693446 - 2924D
 1693576 - Legacy

Seat & Deck Group

NOTE: Unless noted otherwise,
use the standard hardware torque
specification chart.

11\0033



The above parts group applies to the following Mfg. Nos.:

- 1693112 - Legacy
- 1693120 - Legacy
- 1693130 - 2024D
- 1693138 - 2924D
- 1693446 - 2924D
- 1693576 - Legacy
- 1693738 - Legacy

Seat & Deck Group

REF NO	PART NO.	QTY.	DESCRIPTION
1	1715912SM	1	SEAT
2	1716979SM	1	SEAT BRACKET, RH
3	1919439SM	2	NUT, Hex, Nylon Lock, 3/8-16
4	1924940SM	2	WASHER, Plain, 3/8
5	1716978SM	1	SEAT BRACKET, LH
6	1663752SM	2	SPACER
7	1925205SM	4	CAPSCREW, Hex Hd, 1/4-20 x 5/16
8	1917356SM	8	LOCKWASHER, 5/16
9	1716977ASM	1	BRACKET, Seat Support
10	1917372SM	6	NUT, Hex, Full, 5/16-18
11	1919438SM	6	NUT, Hex, Nylon Lock, 5/16-18
12	1709256SM	6	WASHER, Bell
13	1717051SM	2	SPRING, Seat
14	1931350SM	2	CARRIAGE BOLT, 3/8-16 x 1
15	1931333SM	6	CARRIAGE BOLT, 5/16-18 x 3/4
16	1717009SM	1	SLIDER ASSEMBLY, RH, Slave
17	1717068SM	1	SLIDER ASSEMBLY, LH, Main
18	1664847SM	4	CAPSCREW, Hex Hd, Taptite, 5/16-18 x 3/4
19	1715913SM	1	CUPHOLDER POD
20	1716335SM	1	HANDLE, LH
21	1715915SM	2	TAIL LIGHT, Assembly (Includes Bulb)
22	1718048SM	4	CLIP
23	1933988SM	4	NUT, Push, 5/16
24	1960044SM	4	WASHER, 5/16
25	1920787SM	4	CAPSCREW, Hex Hd, 5/16-18 x 1/2
26	1931648SM	2	CAPSCREW, Hex Flange, 5/16-18 x 1/2
27	1931277SM	2	NUT, Hex, Whizlock, 5/16-18
28	1960578SM	10	CAPSCREW, #12-24 x 5/16
29	1715911SM	1	SEAT DECK (Orange)
29	1729527SM	1	SEAT DECK (Red)
30	1715914SM	1	CONTROL POD
31	1716336SM	1	HANDLE, RH

Footnotes

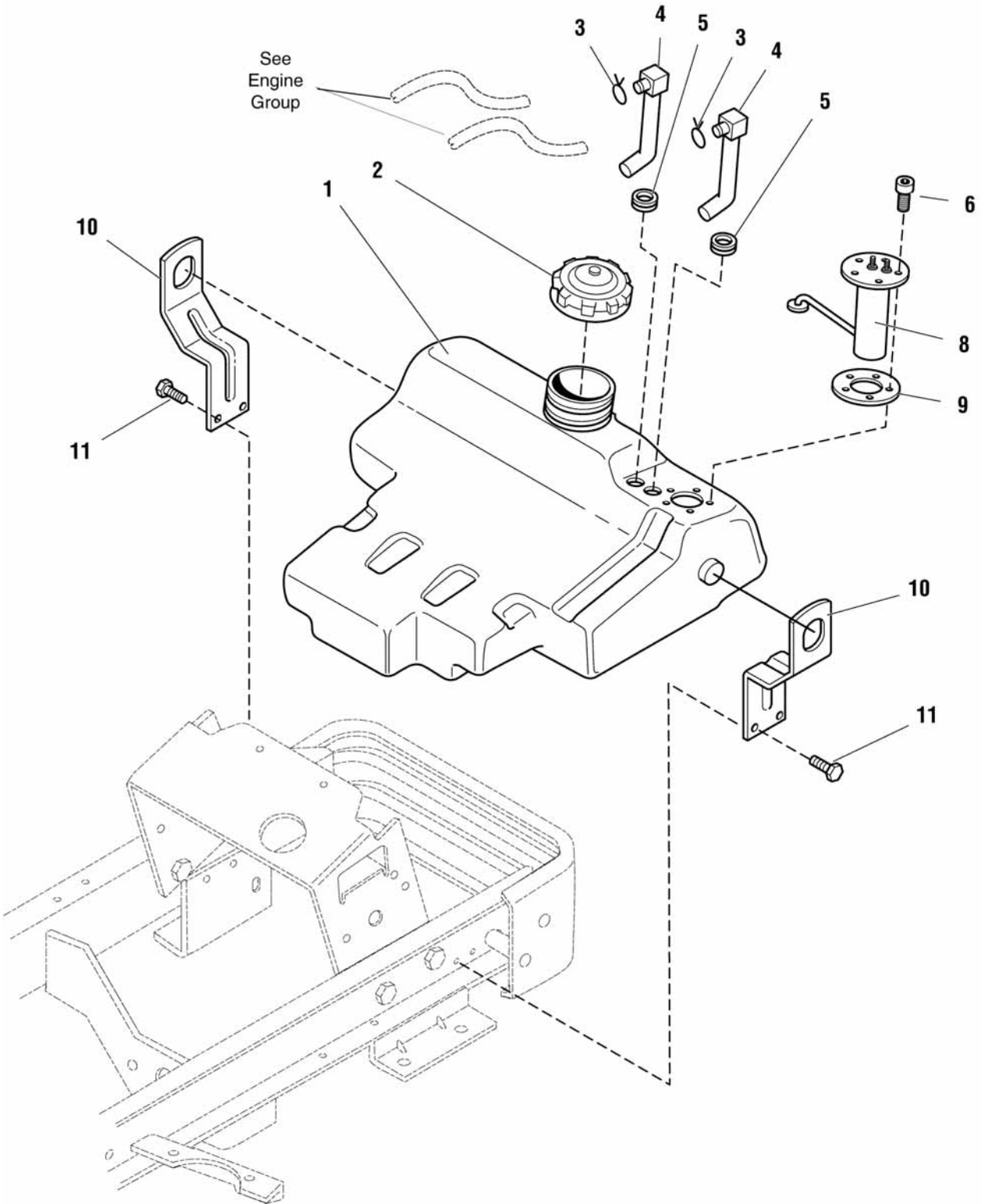
The above parts group applies to the following Mfg. Nos.:

1693112 - Legacy
1693120 - Legacy
1693130 - 2024D
1693138 - 2924D
1693446 - 2924D
1693576 - Legacy

Fuel Tank Group

NOTE: Unless noted otherwise,
use the standard hardware torque
specification chart.

11\0037



The above parts group applies to the following Mfg. Nos.:

- 1693112 - Legacy
- 1693120 - Legacy
- 1693130 - 2024D
- 1693138 - 2924D
- 1693446 - 2924D
- 1693576 - Legacy
- 1693738 - Legacy

Fuel Tank Group

REF NO	PART NO.	QTY.	DESCRIPTION
1	1718651SM	1	TANK, Fuel
2	1718633SM	1	CAP, Fuel Tank, Labeled "Diesel Fuel Only"
3	2860112SM	2	CLAMP, Hose
4	1717076SM	2	ELBOW, Fuel Tank
5	1654930SM	2	BUSHING, Fuel Tank Seal
6	2960665SM	5	SCREW-SEMS TORX PAN HD #10-32 x 1/2
8	1725301SM	1	SENDER, Fuel Level
9	1685303SM	1	GASKET, Fuel Tank
10	1716927ASM	2	SUPPORT, Fuel Tank
11	1664847SM	4	CAPSCREW, Hex Hd, Taptite, 5/16-18 x 3/4

Not for
Reproduction

Footnotes

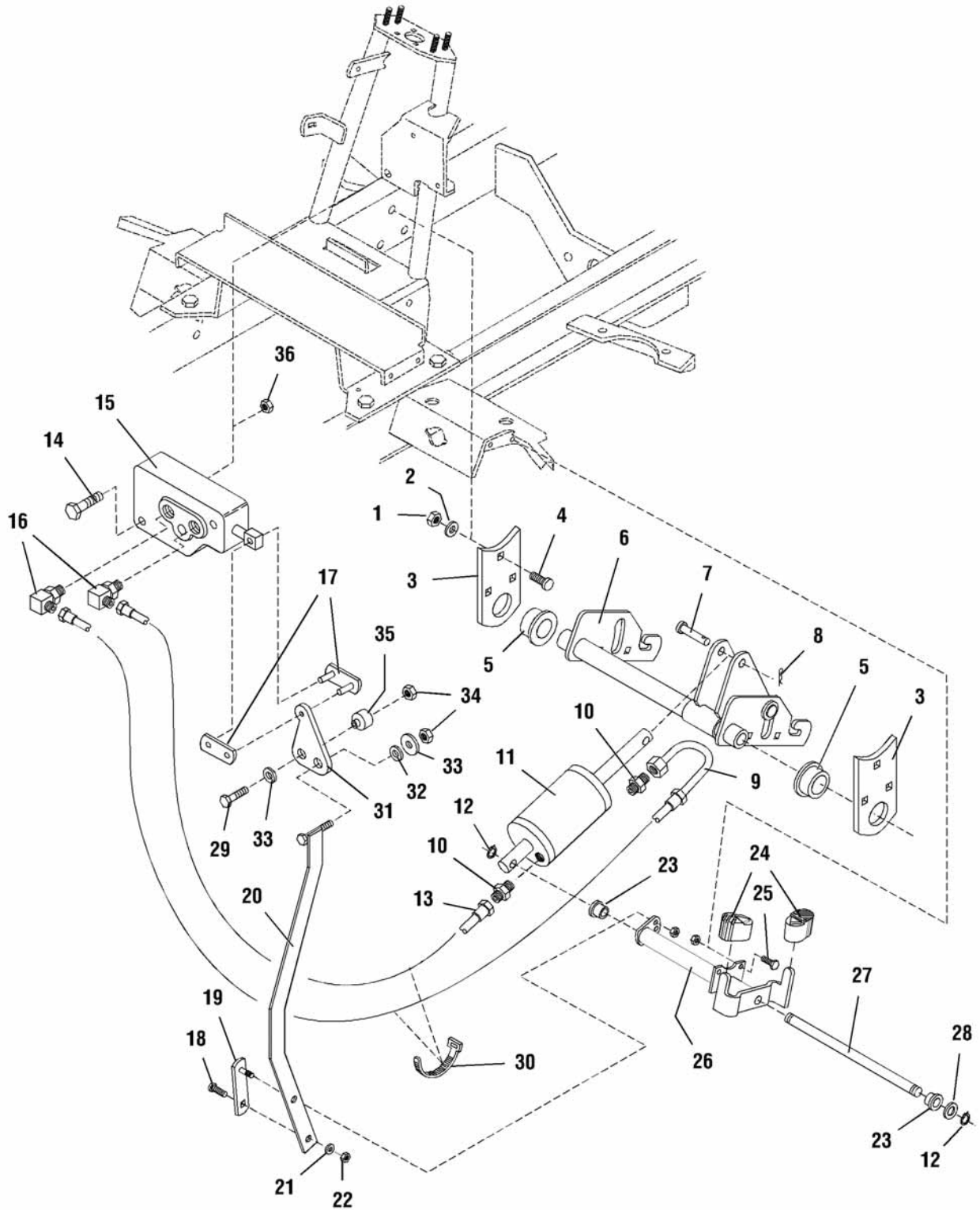
The above parts group applies to the following Mfg. Nos.:

1693112 - Legacy 1693738 - Legacy
1693120 - Legacy
1693130 - 2024D
1693138 - 2924D
1693446 - 2924D
1693576 - Legacy

Implement Lift Group

NOTE: Unless noted otherwise,
use the standard hardware torque
specification chart.

11\0061



The above parts group applies to the following Mfg. Nos.:

- 1693112 - Legacy
- 1693120 - Legacy
- 1693130 - 2024D
- 1693138 - 2924D
- 1693446 - 2924D
- 1693576 - Legacy
- 1693738 - Legacy

Implement Lift Group

REF NO	PART NO.	QTY.	DESCRIPTION
1	1916950SM	3	NUT, Hex, Full, 3/8-16
2	1916965SM	3	LOCKWASHER, 3/8
3	1718816A	2	PLATE, Bearing
4	1931350SM	3	CARRIAGE BOLT, 3/8-16 x 1
5	1716279SM	2	BUSHING, Lift
6	1716274SM	1	SHAFT ASSEMBLY, Lift
7	1729275SM	1	PIN, Clevis
8	1918452SM	1	PIN, Cotter, 1/8 x 1
9	1716320SM	1	HOSE, Valve to Cylinder (UP)
10	2819171SM	2	FITTING, Male, Straight
11	1716944SM	1	CYLINDER, Hydraulic Lift
12	1703805SM	2	KLIPRING, 1/2
13	1716319SM	1	HOSE, Valve to Cylinder (Down)
14	1921963SM	2	CAPSCREW, Hex Hd, 1/4-20 x 2
15	1722971SM	1	VALVE ASSY, Lift
16	2825011SM	2	FITTING, 90°.
17	1718681SM	1	LINK, Connecting
18	1931317SM	1	CARRIAGE BOLT, 1/4-20 x 3/4
19	1716980SM	1	LINK ASSEMBLY, Lower
20	1718662SM	1	LINK ASSY, Upper
21	1921319SM	1	WASHER, Plain, 1/4
22	1920397SM	4	NUT, Hex, Nylon Lock, 1/4-20
23	1715025SM	2	BUSHING, Nylon
24	1717018SM	2	PAD, Foot Pedal
25	1923341SM	2	CAPSCREW, Hex Hd, 1/4-20 x 3/4
26	1717015SM	1	PEDAL ASSEMBLY, Hydraulic Lift
27	1715675SM	1	SHAFT, Pivot
28	1960027SM	1	WASHER, Flat, 1/2 x 7/8
29	1921221SM	1	CAPSCREW, Hex Hd, 5/16-18 x 1-1/2
30	1701011SM	1	TIE STRAP
31	1718650SM	1	PIVOT, Valve
32	1667790SM	1	SPACER
33	1918265SM	2	WASHER, Flat, 5/16
34	1919438SM	2	NUT, Hex, Nylon Lock, 5/16-18
35	1702552SM	1	SPACER
36	1930641SM	2	NUT, Hex ,Whizlock, 1/4-20

Footnotes

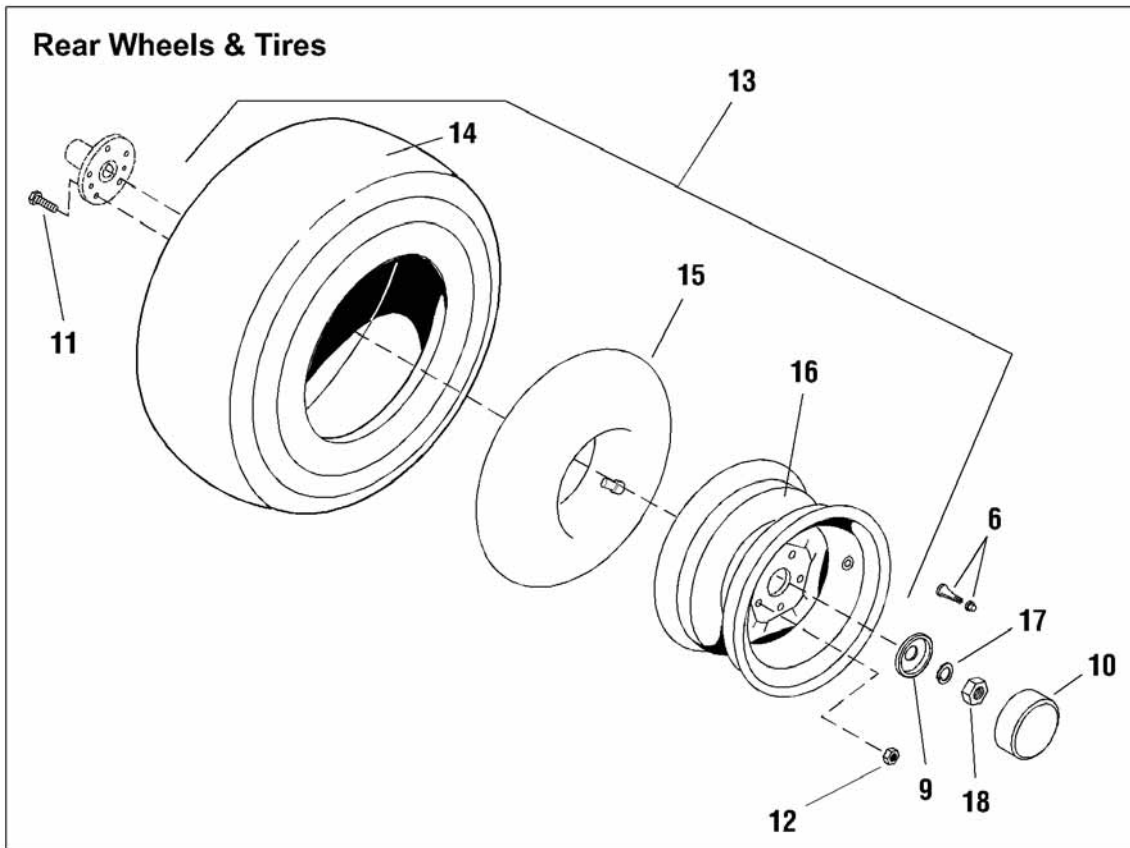
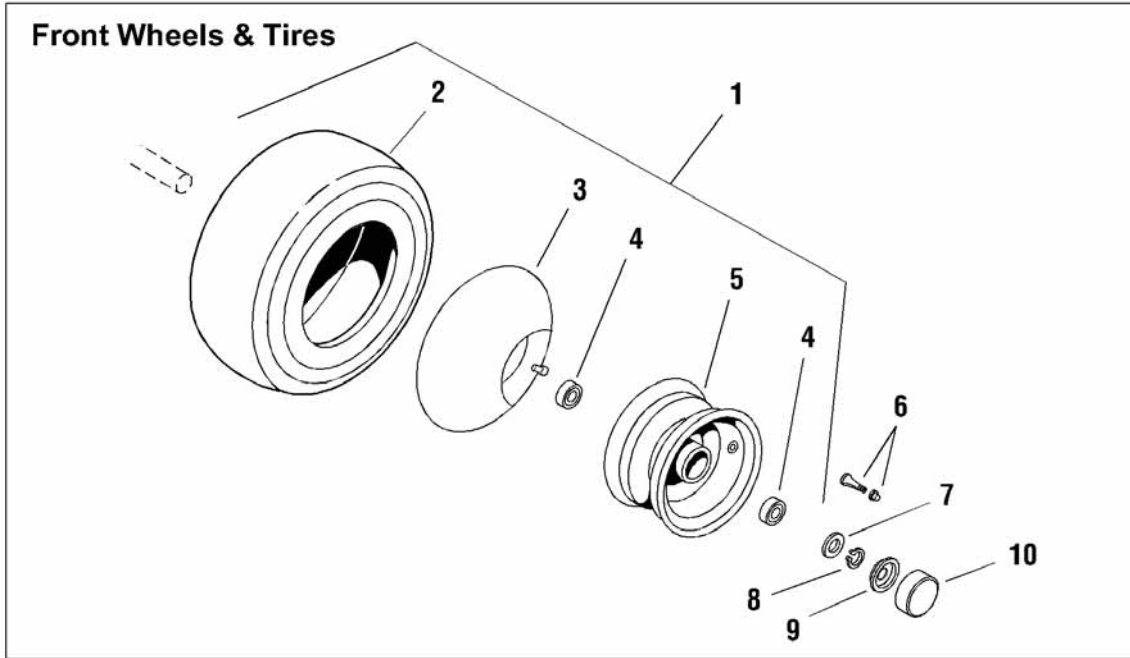
The above parts group applies to the following Mfg. Nos.:

1693112 - Legacy 1693738 - Legacy
1693120 - Legacy
1693130 - 2024D
1693138 - 2924D
1693446 - 2924D
1693576 - Legacy

Wheels & Tires Group

11\0069

NOTE: Unless noted otherwise,
use the standard hardware torque
specification chart.



The above parts group applies to the following Mfg. Nos.:

- 1693112 - Legacy
- 1693120 - Legacy
- 1693130 - 2024D
- 1693138 - 2924D
- 1693446 - 2924D
- 1693576 - Legacy
- 1693738 - Legacy

Wheels & Tires Group

REF NO	PART NO.	QTY.	DESCRIPTION
1	1715414SM	2	WHEEL & TIRE ASSEMBLY, Front, 18 x 8.5 - 8 Tires (Includes Ref 2, 3, 4)
2	1713170SM	2	TIRE, Standard, Front, 18 x 8.5 - 8
2	1717633SM		TIRE, Optional 4-Ply, Front, 18 x 8.5 - 8 (For tractors equipped with front end loaders) No exchange program available on optional tires.
3	2164247SM	A/R	TUBE, Inner, Front For all 18 x 18.5 - 8 tire applications. (Optional)
4	1717056SM	4	BEARING, Ball
5	1717059SM	2	WHEEL ASSEMBLY, Front. For 18 x 8.5 - 8 Tires.
6	2172353SM	4	VALVE STEM & CAP
7	1919394SM	2	WASHER, 1.0
8	2832577SM	2	RING, Retaining (0.984 shaft)
9	1676520SM	4	RETAINER, Cap
10	1676519SM	4	HUBCAP
11	1663805SM	10	STUD, Wheel, 7/16-20 x 1.23
12	2177725SM	10	NUT, Lug Bolt, 7/16-20
13	1715416SM	2	WHEEL & TIRE ASSEMBLY, Rear, 26 x 12.00-12 Tires (Includes Ref 13, 14)
14	1701345SM		TIRE, Optional with AG-Tread, Large Rear, 26 x 12 - 12 No exchange program available on optional tires.
14	1717062SM	2	TIRE, Standard, Rear, 26 x 12.00-12
15	2157638SM	A/R	TUBE, Inner, Rear, for all 26 x 12.00 - 12 tire applications (Optional)
16	1717061SM	2	WHEEL ASSEMBLY, Rear, for 26 x 12.00-12 Tires
17	1679383SM	2	RETAINER, Spec. Washer
18	1960259SM	2	NUT, Hex Jam, 1 x 14

Not for
Reproduction

Footnotes

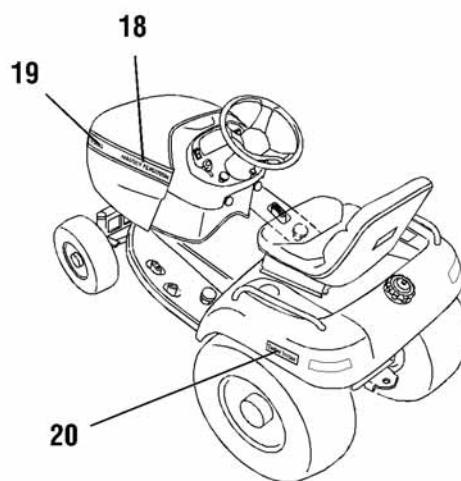
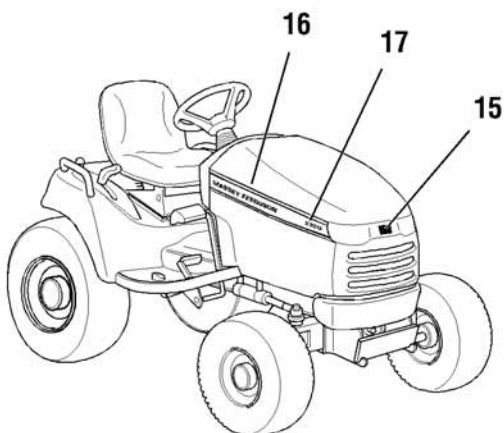
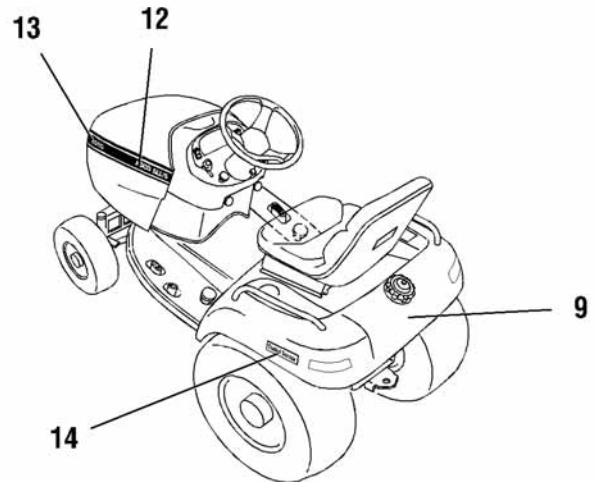
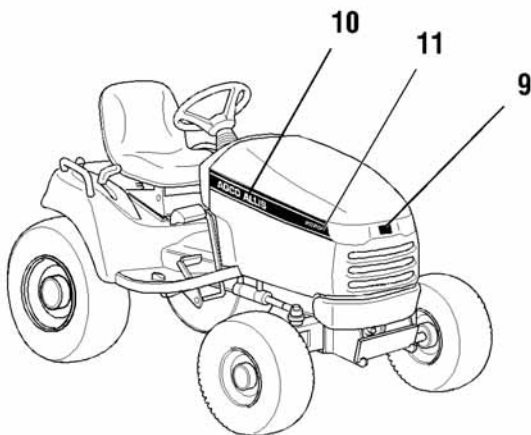
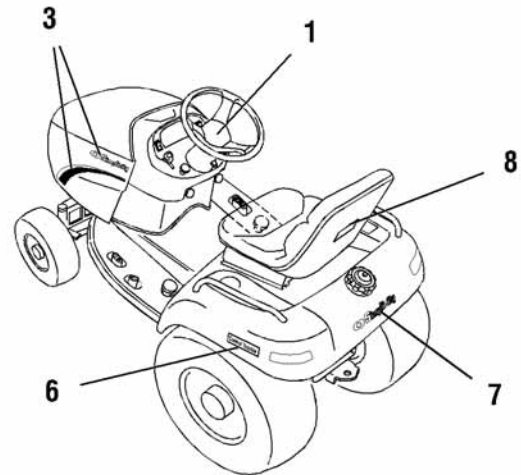
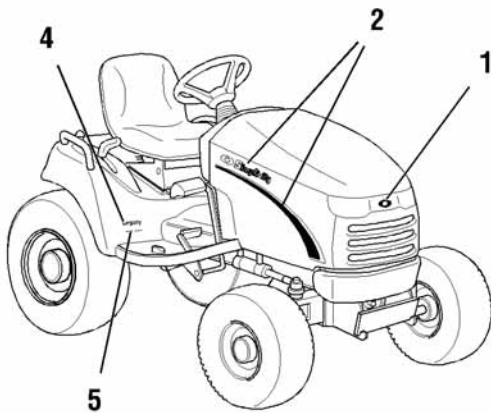
The above parts group applies to the following Mfg. Nos.:

1693112 - Legacy 1693738 - Legacy
 1693120 - Legacy
 1693130 - 2024D
 1693138 - 2924D
 1693446 - 2924D
 1693576 - Legacy

Decals - Brand & Model

NOTE: Unless noted otherwise, use the standard hardware torque specification chart.

11\0077



The above parts group applies to the following Mfg. Nos.:

- 1693112 - Legacy 1693738 - Legacy
- 1693120 - Legacy
- 1693130 - 2024D
- 1693138 - 2924D
- 1693446 - 2924D
- 1693576 - Legacy

Decals - Brand & Model

REF NO	PART NO.	QTY.	DESCRIPTION
1	1717692SM	2	ICON, Simplicity
2	1722773SM	1	DECAL, RH Stripe & Logo (Simplicity Models)
3	1722774SM	1	DECAL, LH Stripe & Logo (Simplicity Models)
4	1722775SM	1	DECAL, Legacy
5	1718623SM	1	DECAL, 24.5 Diesel
6	1717313SM	1	DECAL, Automatic Control Traction (Simplicity Models)
7	1722551SM	1	DECAL, Simplicity Logo
8	1708927	1	DECAL, USA Logo
9	1708926SM	2	DECAL, AGCO Allis Logo
10	1717724	1	DECAL, RH Stripe & Logo (AGCO Allis Models)
11	1722986SM	1	DECAL, RH, Model (AGCO-Allis)
12	1717725	1	DECAL, LH Stripe & Logo (AGCO Allis Models)
13	1722986SM	1	DECAL, LH, Model (AGCO-Allis)
14	1718025SM	1	DECAL, Automatic Control Traction (AGCO Allis & Massey Ferguson Models)
15	1714363SM	1	DECAL, Massey Ferguson Logo
16	1717722SM	1	DECAL, RH Stripe & Logo (Massey Ferguson Models)
17	1718624SM	1	DECAL, RH, Model (Massey Ferguson)
18	1717723SM	1	DECAL, LH Stripe & Logo (Massey Ferguson Models)
19	1718625SM	1	DECAL, LH, Model (Massey Ferguson)
20	1718025SM	1	DECAL, Automatic Control Traction (AGCO Allis & Massey Ferguson Models)

Not for
Reproduction

Footnotes

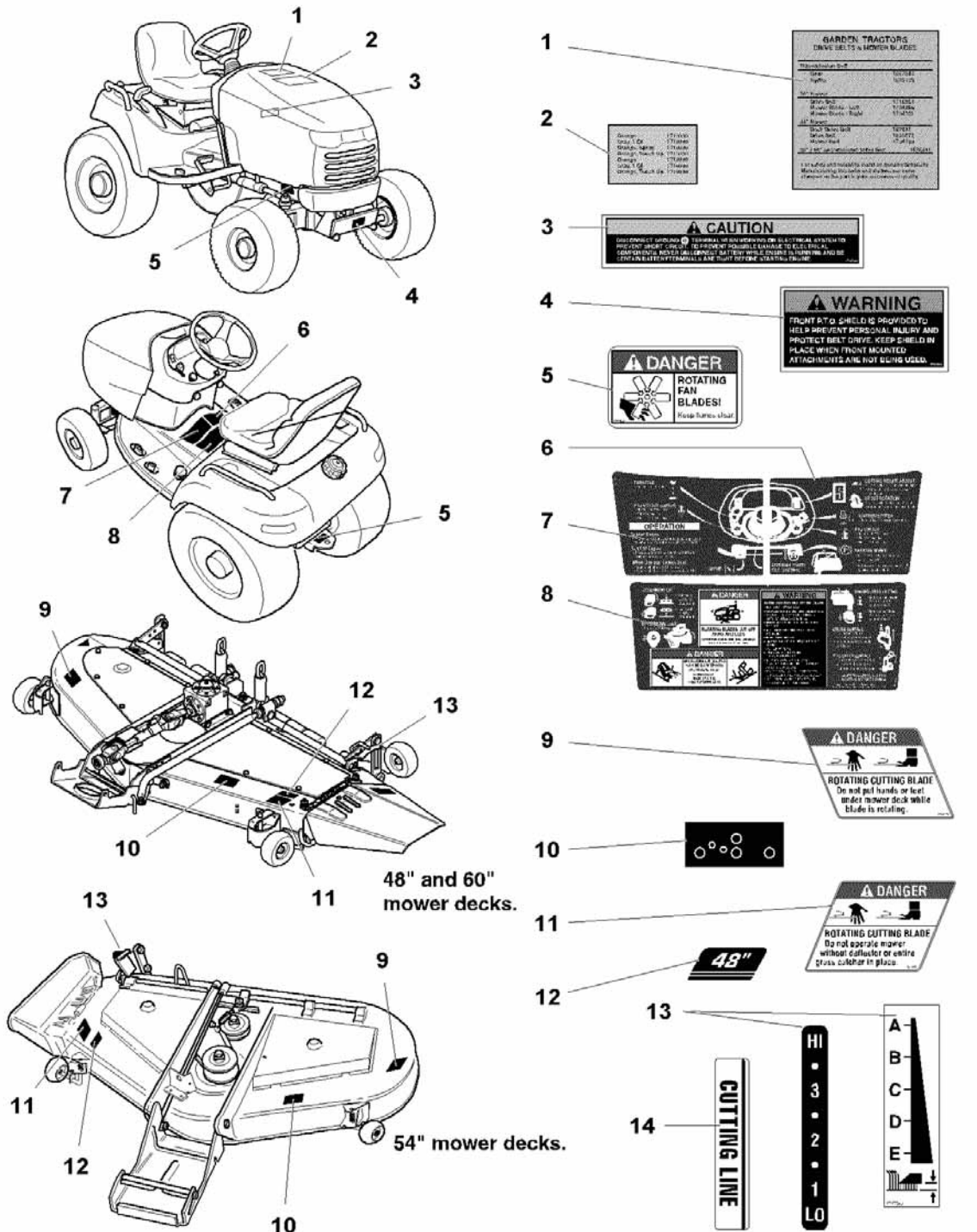
The above parts group applies to the following Mfg. Nos.:

1693112 - Legacy 1693738 - Legacy
1693120 - Legacy
1693130 - 2024D
1693138 - 2924D
1693446 - 2924D
1693576 - Legacy

Decals Group - Safety & Common

NOTE: Unless noted otherwise, use the standard hardware torque specification chart.

C985756



Note: Decals are NOT shown to scale.

The above parts group applies to the following Mfg. Nos.:

1692860 - 60" Mower	1693130 - 2024D	1693446 - 2924D
1692863 - 48" Mower	1693138 - 2924D	1693576 - Legacy
1693112 - Legacy	1693252 - 48" Mower	1693738 - Legacy
1693120 - Legacy	1693253 - 60" Mower	
1693122 - 48" Mower	1693420 - 48" Mower	
1693123 - 60" Mower	1693445 - 60" Mower	

Decals Group - Safety & Common

REF NO	PART NO.	QTY.	DESCRIPTION
1	1722180SM	1	DECAL, Belt, Blade
2	1720454SM	1	DECAL, Paint (Simplicity & AGCO Models)
2	1717449	1	DECAL, Paint (Massey Ferguson Models)
3	1716539SM	1	DECAL, Caution, Battery
4	1716538SM	1	DECAL, Warning, P.T.O. Cover
5	1717602SM	2	DECAL, Danger, Fan
6	1718610SM	1	DECAL, Operation, Upper Right Panel
7	1718613SM	1	DECAL, Operation, Upper Left Panel
8	1718199SM	1	DECAL, Operation SAFETY, Lower Panel
9	1704276SM	1	DECAL, Danger (Hand under deck)
10	1720911SM	1	DECAL, Belt Installation (54" Mower Decks)
10	1709069SM	1	DECAL, Belt Installation (48" Mower Decks)
10	1717582SM	1	DECAL, Belt Installation (60" Mower Decks)
11	1704277SM	1	DECAL, Danger (Chute In Place)
12	1722793SM	1	DECAL, Cutting Width (48" Mower Decks)
12	1722792SM	1	DECAL, Cutting Width (60" Mower Decks)
12	1722791SM	1	DECAL, Cutting Width (54" Mower Decks)
13	1721197SM	1	DECAL, Cutting Height Indicator, HI - LO (54" Mower Decks)
13	1717583SM	1	DECAL, Cutting Height Indicator, A-B-C-D-E (48" and 60" Mower Decks)
14	1664141SM	1	DECAL, Cutting Line
15	*	1	DECAL, OPEI (Not serviced)
16	*	1	I.D. Plates (Not serviced)

Not for
Reproduction

Footnotes

Note* Not a servicable part.

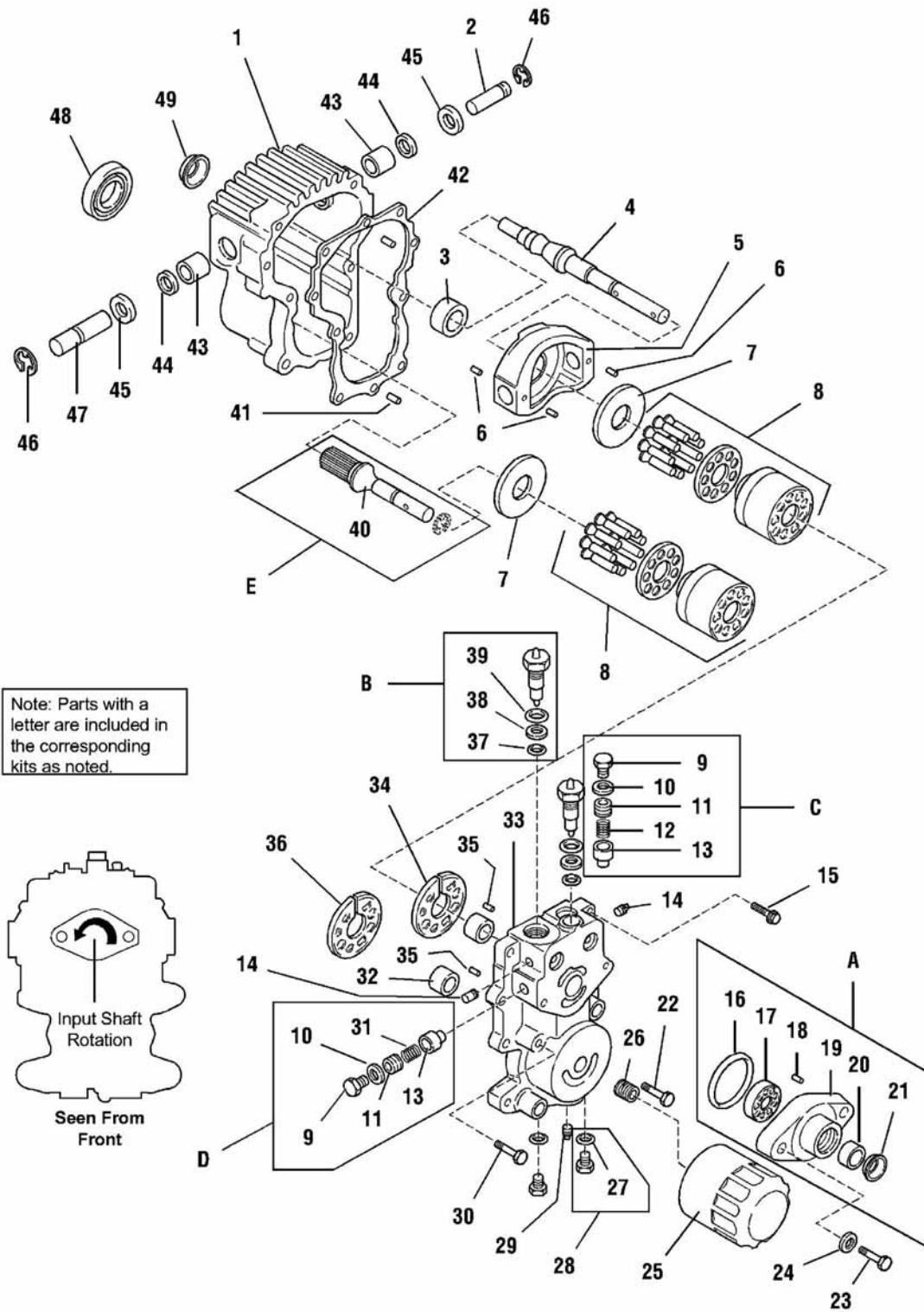
The above parts group applies to the following Mfg. Nos.:

1692860 - 60" Mower	1693130 - 2024D	1693446 - 2924D
1692863 - 48" Mower	1693138 - 2924D	1693576 - Legacy
1693112 - Legacy	1693252 - 48" Mower	1693738 - Legacy
1693120 - Legacy	1693253 - 60" Mower	
1693122 - 48" Mower	1693420 - 48" Mower	
1693123 - 60" Mower	1693445 - 60" Mower	

Hydrostatic Pump - SERVICE PARTS

NOTE: Unless noted otherwise, use the standard hardware torque specification chart.

11\0081



The above parts group applies to the following Mfg. Nos.:

- 1693112 - Legacy
- 1693120 - Legacy
- 1693130 - 2024D
- 1693138 - 2924D
- 1693446 - 2924D
- 1693576 - Legacy
- 1693738 - Legacy

Hydrostatic Pump - SERVICE PARTS

REF NO	PART NO.	QTY.	DESCRIPTION
1	1678975SM	1	HOUSING ASSY. (Incl. Ref. Nos. 49, 43 & 44)
2	1652194SM	1	SHAFT, Trunnion
3	1652231SM	1	BEARING, Ball
4	1678987SM	1	SHAFT, Pump
5	1673533SM	1	PLATE, Swash
6	1652226SM	3	PIN, Spring
7	1673532SM	2	PLATE, Thrust
8	1673535SM	2	BLOCK, Cylinder
9	1652217SM	2	PLUG, Hex Hd.
10	2821884SM	2	"O" RING
11	1652216SM	4	KIT, Shim Pack
12	1700813SM	1	SPRING, Rel. Valve
13	1652214SM	2	CONE, Rel. Valve
14	2817673	4	PLUG, Pipe
15	1652212SM	2	CAPSCREW, 12 Pt.
16	1652207SM	1	"O" RING
17	1678985SM	1	GEROTER
18	1678984SM	1	PIN, Straight
19	1678983SM	1	HOUSING, Charge Pump
20	1678979SM	1	BEARING, Roller
21	1678981SM	1	SEAL, Lip
22	1920415SM	2	CAPSCREW, Hex Hd, 3/6-16 x 1-1/4
23	1927531SM	2	CAPSCREW, Hex Hd, 7/16-14 x 2
24	1918199SM	2	LOCKWASHER, 7/16
25	1671234SM	1	FILTER, Oil
26	1671699SM	1	UNION, Filter
27	1652196SM	2	"O" RING
28	1652197SM	2	PLUG, Hex Hd. (Incl. Ref. No. 27)
29	1671665SM	1	PLUG, Pipe (Incl. Ref. No. 27)
30	1923701SM	4	CAPSCREW, Hex Hd, 3/8-16 x 2
31	1652253SM	1	SPRING, Rel. Valve
32	1678979SM	2	BEARING, Roller
33	1678980SM	1	SECTION, Center
34	1652223SM	1	PLATE, Valve (Pump)
35	1652224SM	2	PIN, Headless, Straight
36	1652189SM	1	PLATE, Valve (Motor)
37	1652221SM	2	"O" RING
38	1652220SM	2	RING, Back-Up
39	1652219SM	2	"O" RING
40	*	1	SHAFT, Motor (See Repair Kit "E")
41	1652185SM	2	PIN, Headless
42	1652184SM	1	GASKET
43	1652251SM	2	BEARING, Needle
44	1652234SM	2	SEAL, Up

Footnotes

Note* Sold only as part of Shaft & Snap Ring Repair Kit (P/N 1703993).

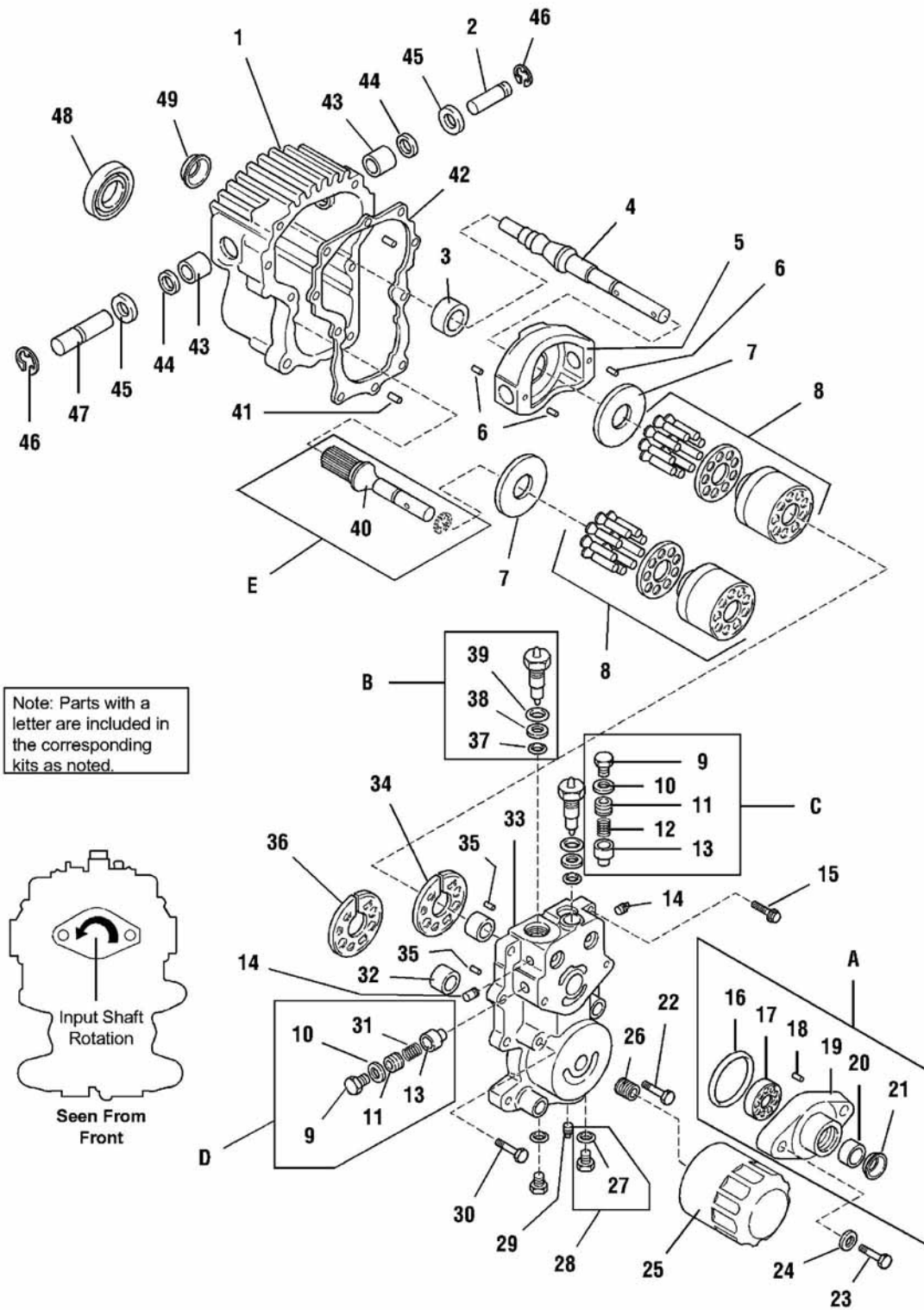
The above parts group applies to the following Mfg. Nos.:

1693112 - Legacy 1693738 - Legacy
 1693120 - Legacy
 1693130 - 2024D
 1693138 - 2924D
 1693446 - 2924D
 1693576 - Legacy

Hydrostatic Pump - SERVICE PARTS

NOTE: Unless noted otherwise, use the standard hardware torque specification chart.

11\0081



The above parts group applies to the following Mfg. Nos.:

- 1693112 - Legacy
- 1693120 - Legacy
- 1693130 - 2024D
- 1693138 - 2924D
- 1693446 - 2924D
- 1693576 - Legacy
- 1693738 - Legacy

Hydrostatic Pump - SERVICE PARTS

REF NO	PART NO.	QTY.	DESCRIPTION
45	1652235SM	2	WASHER
46	1652192SM	2	RING, Retaining
47	1652183SM	1	SHAFT, Trunnion
48	1678977SM	1	BEARING, Ball
49	1612093SM	1	SEAL, Lip
A	1678988SM		CHARGE PUMP KIT (Incl. Ref. Nos. 16, 17, 18, 19, 20 & 21)
B	1673537SM		CHECK VALVE ASSY. (Incl. Ref. Nos. 37, 38 & 39)
C	1700812SM		RELIEF VALVE KIT (Incl. Ref. Nos. 9, 10, 11, 12 & 13)
D	1673538SM		RELIEF VALVE KIT (Incl. Ref. Nos. 9, 10, 11, 13 & 31)
E	1703993SM		SHAFT & SNAP RING KIT

Not for
Reproduction

Footnotes

Note* Sold only as part of Shaft & Snap Ring Repair Kit (P/N 1703993).

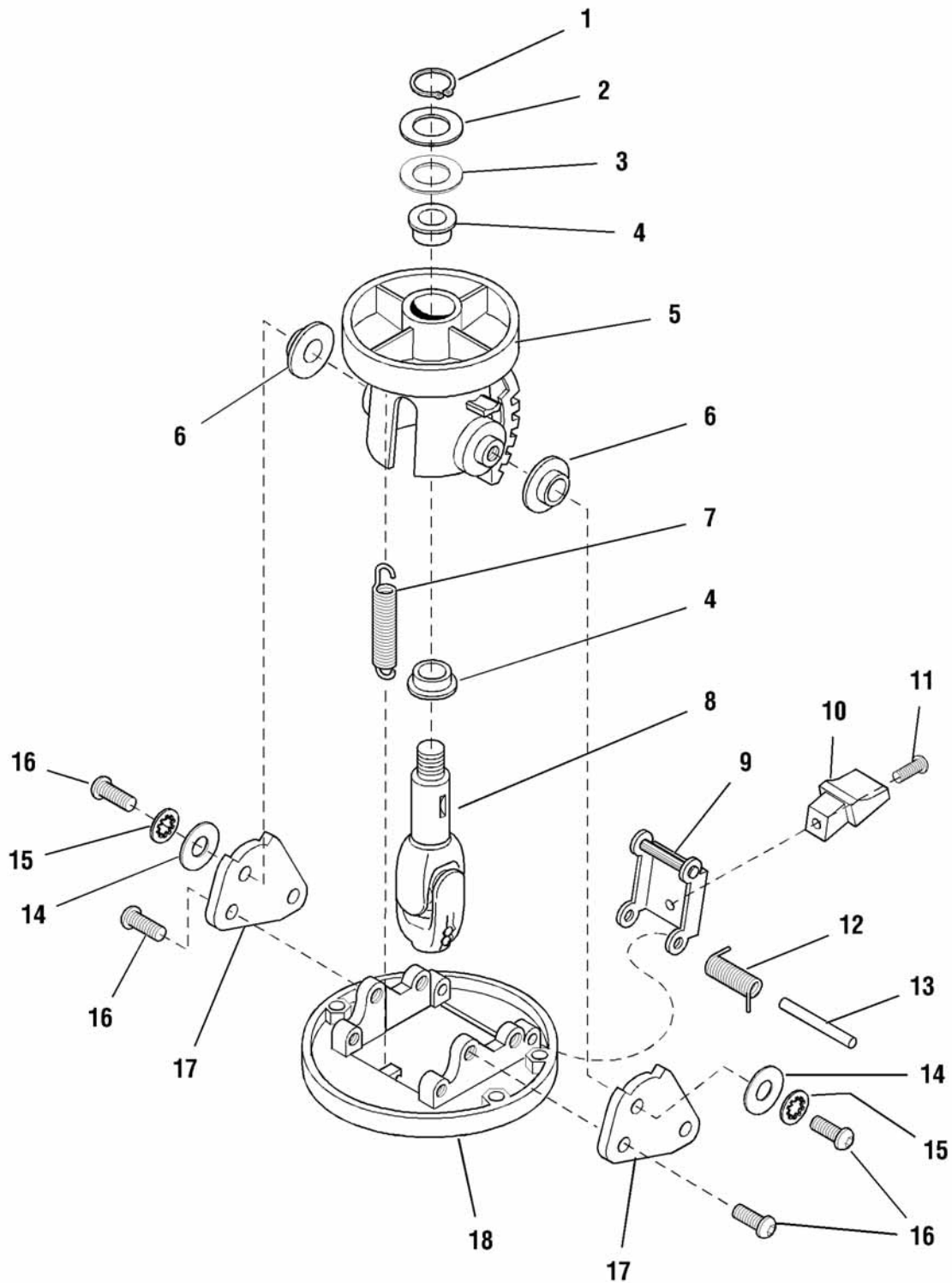
The above parts group applies to the following Mfg. Nos.:

1693112 - Legacy 1693738 - Legacy
1693120 - Legacy
1693130 - 2024D
1693138 - 2924D
1693446 - 2924D
1693576 - Legacy

Tilt Assembly - SERVICE PARTS

NOTE: Unless noted otherwise,
use the standard hardware torque
specification chart.

11\0089



The above parts group applies to the following Mfg. Nos.:

1693112 - Legacy 1693738 - Legacy
1693120 - Legacy
1693130 - 2024D
1693138 - 2924D
1693446 - 2924D
1693576 - Legacy

Tilt Assembly - SERVICE PARTS

REF NO	PART NO.	QTY.	DESCRIPTION
1	1718742SM	1	RING, Retaining
2	1718743SM	1	WASHER
3	1718748SM	1	WASHER, Spring Wave
4	1718739SM	2	BUSHING
5	*	1	SUPPORT, Wheel Shaft
6	1718738	2	BUSHING
7	1718736SM	1	SPRING, Tilt
8	*	1	ASSEMBLY, Wheel Shaft
9	1686943SM	1	ASSEMBLY, Latch
10	1718744SM	1	LEVER, Release
11	1718745SM	1	CAPSCREW
12	*	1	SPRING, Latch
13	*	1	SHAFT, Latch
14	1718746SM	2	WASHER
15	1718747SM	2	LOCKWASHER, Internal Tooth
16	1718741SM	6	CAPSCREW
17	*	2	PLATE, Support
18	*	1	BASE
	1716258SM		Steering Tilt Assembly

Not for
Reproduction

Footnotes

Note* Not a servicable part. Order Steering Tilt Assembly 1716258.

Note* Not Serviced Separately. Order Steering Tilt Assembly 1716258.

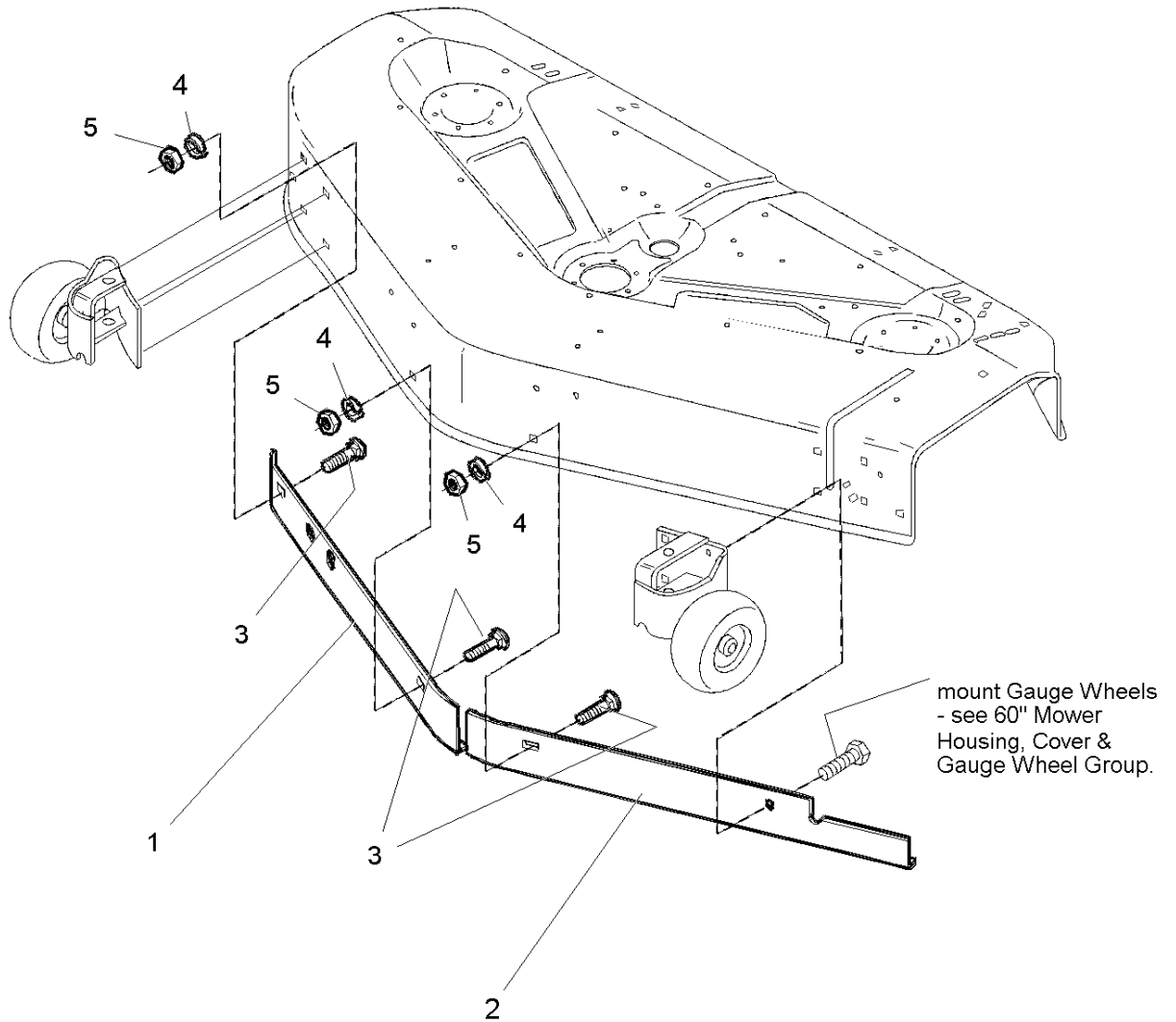
The above parts group applies to the following Mfg. Nos.:

1693112 - Legacy 1693738 - Legacy
1693120 - Legacy
1693130 - 2024D
1693138 - 2924D
1693446 - 2924D
1693576 - Legacy

48" Mower Deck - Baffles (Export Models)

NOTE: Unless noted otherwise,
use the standard hardware torque
specification chart.

1687641



The above parts group applies to the following Mfg. Nos.:

1693252 - 48" Mower

1693420 - 48" Mower

48" Mower Deck - Baffles (Export Models)

REF NO	PART NO.	QTY.	DESCRIPTION
1	1718566SM	1	BAFFLE, RH
2	1718565SM	1	BAFFLE, LH
3	1931350SM	3	CARRIAGE BOLT, 3/8-16 x 1
4	1916965SM	3	LOCKWASHER, 3/8
5	1916950SM	3	NUT, 3/8-16

Not for
Reproduction

Footnotes

The above parts group applies to the following Mfg. Nos.:

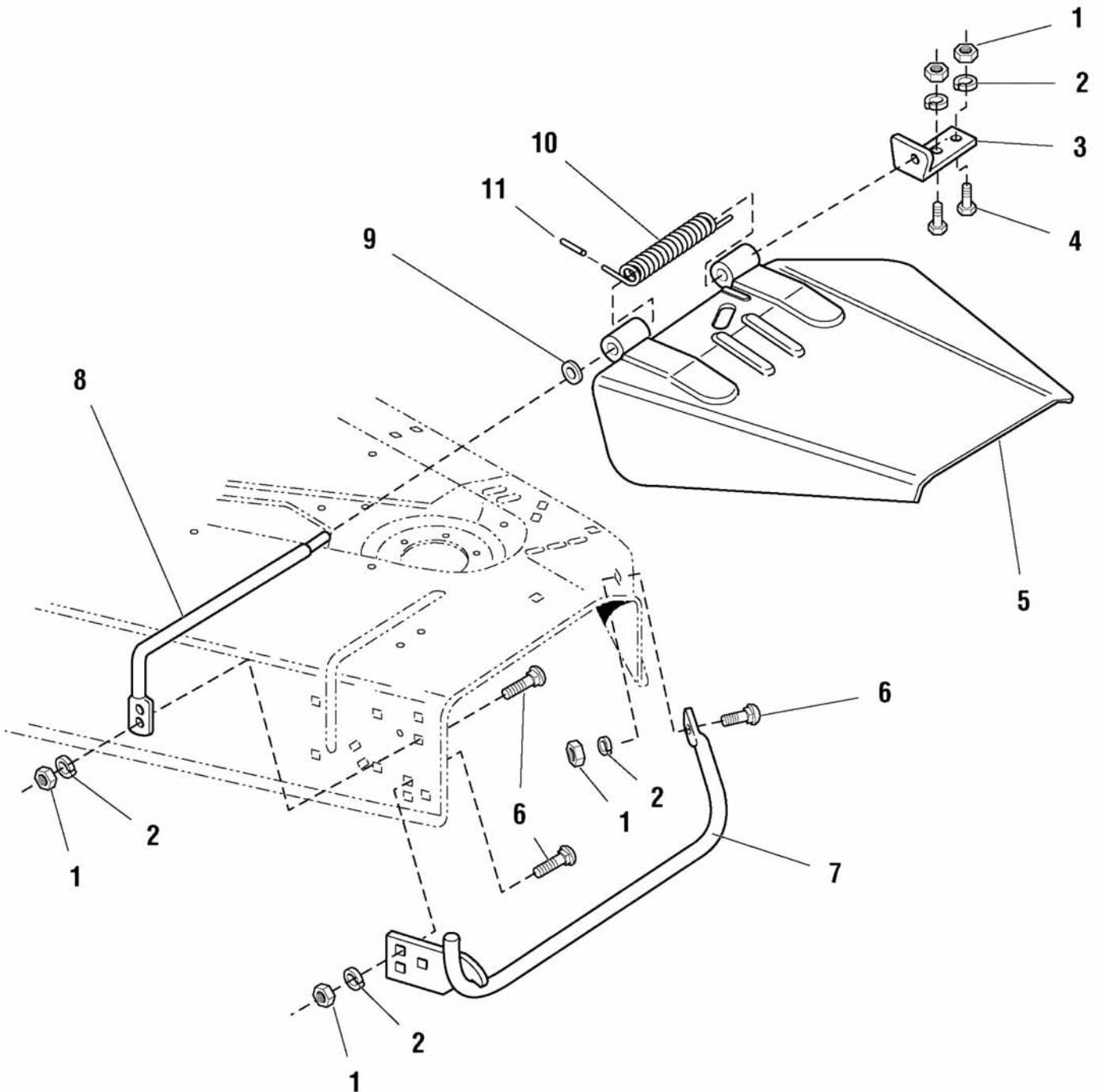
1693252 - 48" Mower

1693420 - 48" Mower

48" Mower Deck - Deflector & Stone Guard Group

985503

NOTE: Unless noted otherwise,
use the standard hardware torque
specification chart.



The above parts group applies to the following Mfg. Nos.:

- 1692863 - 48" Mower
- 1693122 - 48" Mower
- 1693252 - 48" Mower
- 1693420 - 48" Mower

48" Mower Deck - Deflector & Stone Guard Group

REF NO	PART NO.	QTY.	DESCRIPTION
1	1916950SM	7	NUT, Hex, 3/8-16
2	1916965SM	7	LOCKWASHER, 3/8
3	1676203A	1	BRACKET
4	1921210SM	2	CAPSCREW, Hex Head, 3/8-16 x 1
5	1677157CSM	1	DEFLECTOR ASSEMBLY
6	1931350SM	5	CARRIAGE BOLT, 3/8-16 x 1
7	1677261ASM	1	STONE GUARD
8	1676208SM	1	ROD, Hinge
9	1924366SM	2	WASHER, Plain
10	1676213SM	1	SPRING, Torsion
11	1723322SM	1	CAP, Spring End

Not for
Reproduction

Footnotes

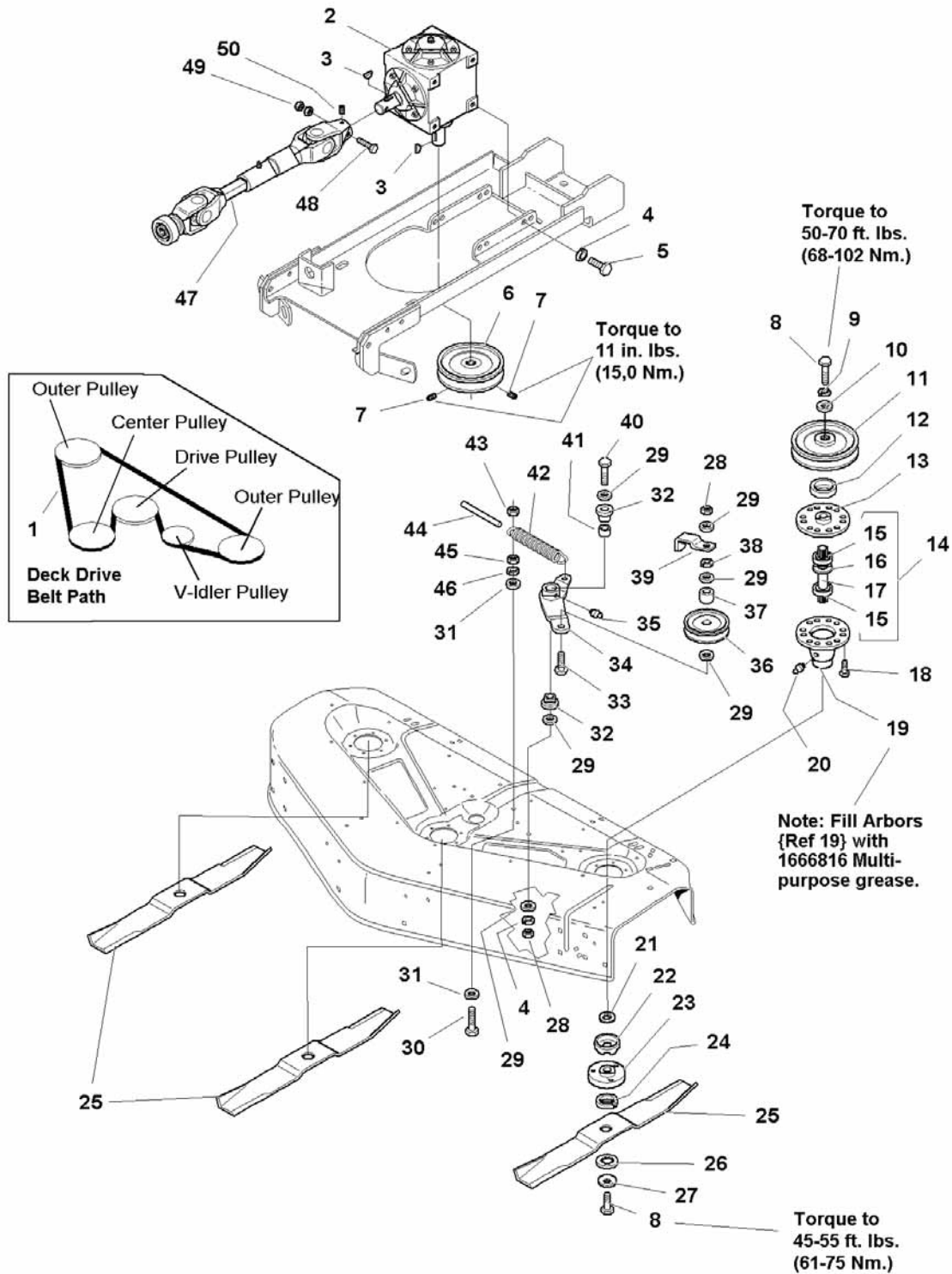
The above parts group applies to the following Mfg. Nos.:

1692863 - 48" Mower
1693122 - 48" Mower
1693252 - 48" Mower
1693420 - 48" Mower

48" Mower Deck - Drive, Belt, Arbor & Blade Group

985163

NOTE: Unless noted otherwise, use the standard hardware torque specification chart.



The above parts group applies to the following Mfg. Nos.:

- 1692863 - 48" Mower
- 1693122 - 48" Mower
- 1693252 - 48" Mower
- 1693420 - 48" Mower

48" Mower Deck - Drive, Belt, Arbor & Blade Group

REF NO	PART NO.	QTY.	DESCRIPTION
1	1675342SM	1	BELT, Deck, Double V
2	1717069SM	1	GEAR BOX (See Gear Box Service Parts)
3	2822138SM	2	KEY
4	1916965SM	5	LOCKWASHER, 3/8
5	1921965SM	4	CAPSCREW, Hex Head, 3/8-16 x 3/4
6	1674643SM	1	PULLEY ASSEMBLY
7	1928721SM	2	SETSCREW, 5/16-18 x 1/2
8	2823471SM	6	CAPSCREW, Hex Head, 7/16-14 x 1-1/4, G8
9	1918199SM	3	LOCKWASHER, 7/16
10	1933263SM	3	WASHER, 7/16
11	1678663C	3	PULLEY ASSEMBLY
12	1657969SM	3	SHIELD, Bearing Upper, Arbor
13	1655729ASM	3	ARBOR HOUSING, Top
14	1676278A	3	ARBOR SHAFT & BEARING ASSEMBLY, Complete (Includes Ref. Nos. 15, 16, & 17)
15	2108202SM	6	BEARING
16	1707335SM	3	GASKET, Foam
17	1676277SM	3	ARBOR SHAFT
18	1664847SM	18	CAPSCREW, Hex Head, Taptite, 5/16-18 x 3/4
19	1703273ASM	3	HOUSING ASSEMBLY, Bottom (Includes Ref. No. 20)
20	1704314SM	3	FITTING, Lube
21	1700230SM	3	WASHER, Shim
22	1700229SM	3	SHIELD, Grass
23	1655777SM	3	ADAPTER, Blade
24	1657528SM	3	RING, Self Locking
25	1679916ASM	3	BLADE
26	1679711SM	3	WASHER, Spline
27	1656916SM	3	WASHER, Spring
28	1916950SM	2	NUT, Hex, 3/8-16
29	1924940SM	6	WASHER, Plain, 3/8
30	1921977SM	1	CAPSCREW, Hex, 5/16-18 x 1 3/4
31	1919326SM	2	WASHER, Plain 5/16
32	1676148SM	2	BUSHING
33	1960268SM	1	CARRIAGE BOLT, 3/8-16 x 1 1/4
34	1700395SM	1	IDLER ARM ASSEMBLY
35	2815019SM	1	LUBE FITTING
36	1715494SM	1	PULLEY, Idler
37	2157081SM	1	SPACER
38	1916803SM	1	WASHER, Internal Lock
39	1679486SM	1	STOP BRACKET, Idler
40	1923701SM	1	CAPSCREW, Hex Head, 3/8-16 x 2
41	1674669SM	1	SPACER
42	1674671SM	1	SPRING, Extension
43	1923362SM	1	NUT, Hex Lock, 5/16-18
44	1716960SM	1	ROD, Spring Stop

Footnotes

Note* See Service Parts for Drive Shaft - SERVICE PARTS

Note* See Service Parts for Gearbox - SERVICE PARTS

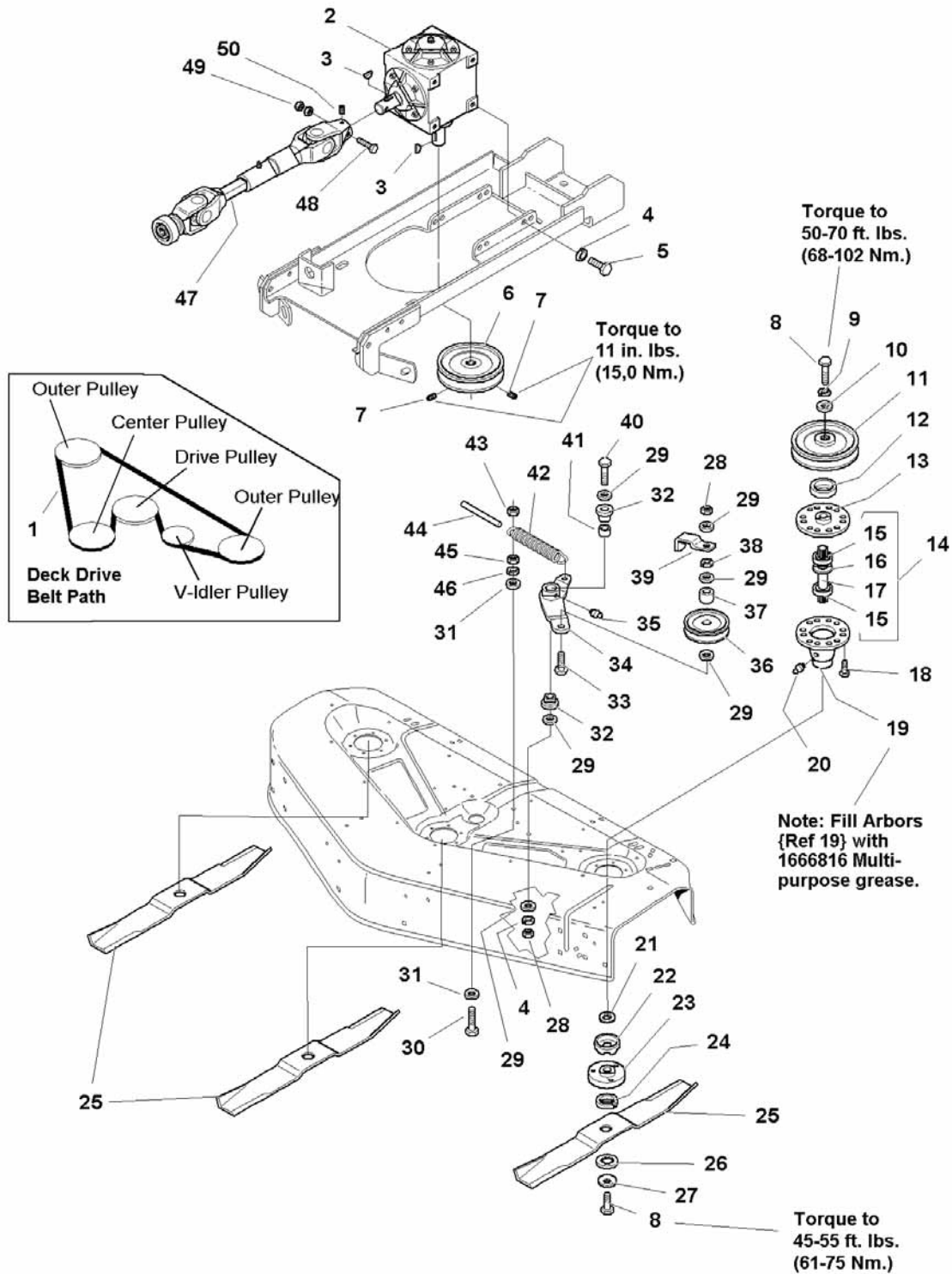
The above parts group applies to the following Mfg. Nos.:

1692863 - 48" Mower
 1693122 - 48" Mower
 1693252 - 48" Mower
 1693420 - 48" Mower

48" Mower Deck - Drive, Belt, Arbor & Blade Group

985163

NOTE: Unless noted otherwise, use the standard hardware torque specification chart.



The above parts group applies to the following Mfg. Nos.:

- 1692863 - 48" Mower
- 1693122 - 48" Mower
- 1693252 - 48" Mower
- 1693420 - 48" Mower

48" Mower Deck - Drive, Belt, Arbor & Blade Group

REF NO	PART NO.	QTY.	DESCRIPTION
45	1917372SM	1	NUT, Hex, 5/16-18
46	1917356SM	1	LOCKWASHER, 5/16
47	1716482SM	1	DRIVE SHAFT, Complete (See Drive Shaft Service Parts)
48	1923282SM	1	CAPSCREW, Hex Head, 1/4-20 x 2 1/2
49	1923358SM	2	NUT, Hex Lock, 1/4-20
50	1930543SM	1	SETSCREW, 5/16-18 x 1/2

Not for
Reproduction

Footnotes

Note* See Service Parts for Drive Shaft - SERVICE PARTS

Note* See Service Parts for Gearbox - SERVICE PARTS

The above parts group applies to the following Mfg. Nos.:

1692863 - 48" Mower

1693122 - 48" Mower

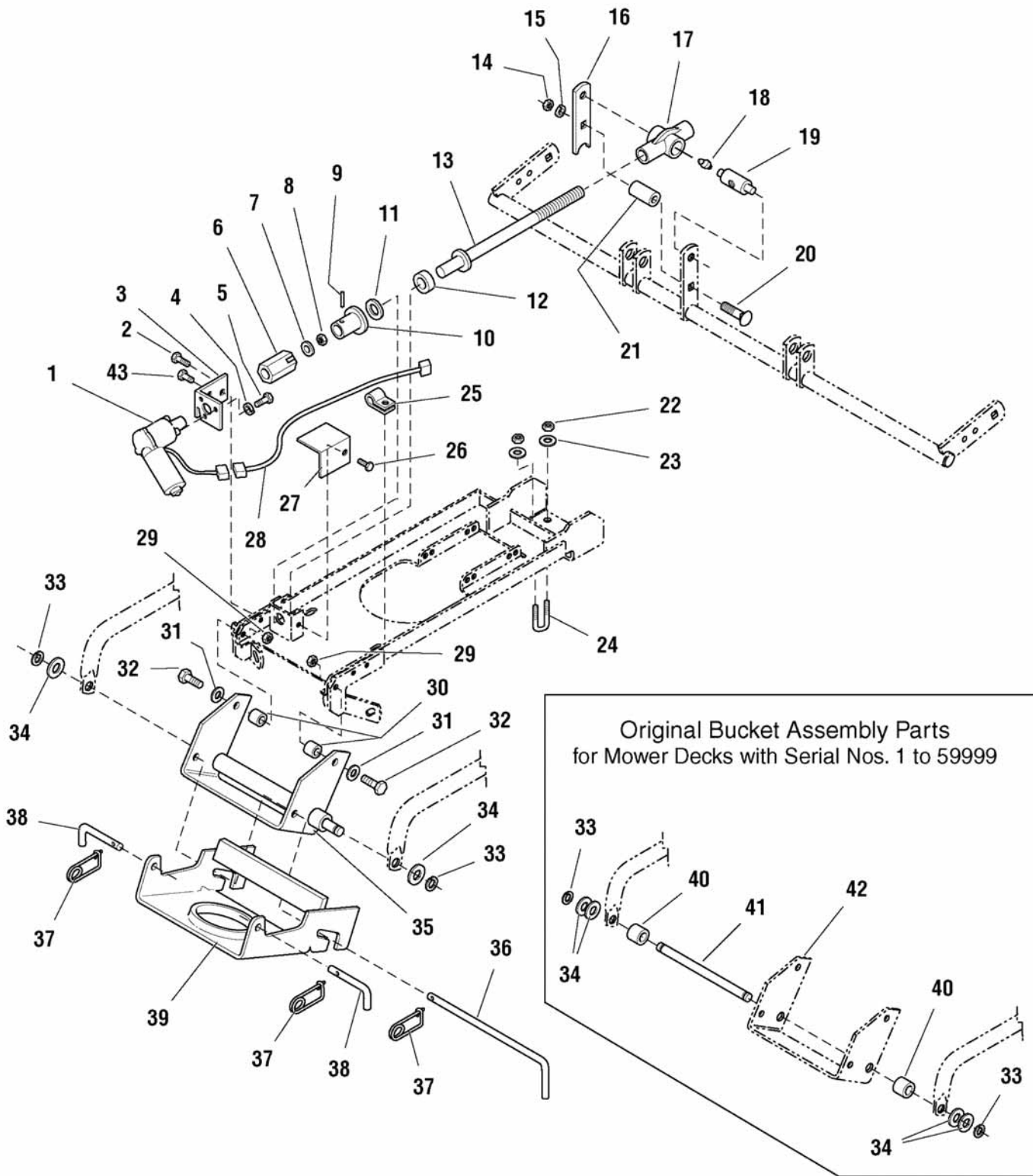
1693252 - 48" Mower

1693420 - 48" Mower

48" Mower Deck - Height Adjust & Hitch Group

NOTE: Unless noted otherwise,
use the standard hardware torque
specification chart.

J985505



The above parts group applies to the following Mfg. Nos.:

- 1692863 - 48" Mower
- 1693122 - 48" Mower
- 1693252 - 48" Mower
- 1693420 - 48" Mower

48" Mower Deck - Height Adjust & Hitch Group

REF NO	PART NO.	QTY.	DESCRIPTION
1	1715885SM	1	MOTOR, Electric Cutting Height Adjust
2	1960373SM	2	CAPSCREW, Hex Washer Head, Taptitek, 5/16-18 x 1, Black
3	1715875SM	1	BRACKET, Motor Mounting
4	1916964SM	3	LOCKWASHER, 1/4
5	1923341SM	3	CAPSCREW, Hex Head, 1/4-20 x 3/4
6	1715886SM	1	ADAPTER, Motor
7	1960353SM	1	WASHER, Plain, 1/4
8	1923358SM	1	NUT, Hex Centerlock, 1/4-20
9	1960581SM	1	ROLL PIN, 3/16 x 1 3/4
10	1715887SM	1	HUB, Shaft
11	1716998SM	1	WASHER, Nylon
12	1715891SM	1	BEARING, Thrust
13	1715888SM	1	SHAFT ASSEMBLY
14	1916951SM	1	NUT, Hex, 1/2-13
15	1916966SM	1	LOCKWASHER, 1/2
16	1715881ASM	1	LEVER
17	1716424SM	1	COVER, Rod
18	1704314SM	1	FITTING, Lube
19	1715892SM	1	TRUNNION
20	1960489SM	1	CARRIAGE BOLT, 1/2-13 x 2 1/2
21	1679166SM	1	SPACER
22	1919438SM	4	NUT, Hex Nylon Lock, 5/16-18
23	1919326SM	4	WASHER, Plain, 5/16
24	1678103SM	2	U-BOLT, Clamp
25	1708007SM	1	CLAMP
26	1924856SM	1	CAPSCREW, Hex Head, Taptite, 5/16-18 x 1/2
27	1717053SM	1	COVER
28	1716986SM	1	HARNESS, Mower lift
29	2860681SM	2	NUT, Hex Alm Insert Lock, 3/8-16
30	1708973SM	2	SPACER
31	1924940SM	2	WASHER, Plain, 3/8
32	1921969SM	2	CAPSCREW, Hex Head, 3/8-16 x 1 1/2
33	2153124SM	2	RETAINING RING, 5/8
34	1924366SM	2	WASHER, 5/8
35	1719567ASM	1	HITCH & SHAFT ASSEMBLY
36	1715872SM	1	ROD, Latch
37	2176012SM	3	PIN, Retainer
38	1717075SM	2	PIN, Hitch
39	1715868ASM	1	HITCH & BAR ASSEMBLY, Mower Front Hitch
40	1715871SM	2	SPACER
41	1719567	1	SHAFT, Hitch
42	*	1	HITCH & SHAFT ASSEMBLY
43	1960541SM	1	CAPSCREW, Hex Washer Head, Taptite 5/16-18 x 3/4 Black

Footnotes

Note* If replacing bracket {Ref 42} on units prior to SN 60000, order PN 1719867 {Ref 35}. Spacer {Ref 40} and Shaft {Ref 41} are NO LONGER required as these are integral to the replacement bracket.

The above parts group applies to the following Mfg. Nos.:

1692863 - 48" Mower
1693122 - 48" Mower
1693252 - 48" Mower
1693420 - 48" Mower

48" Mower Deck - Housing, Cover & Gauge Wheel Group

REF NO	PART NO.	QTY.	DESCRIPTION
1	1686731SM	1	HOUSING, 48" Mower Deck (Orange)
1	41716963	1	HOUSING, 48" Mower Deck (Red)
1	1687141SM	1	HOUSING, 48" Mower Deck (Solar Black)
2	1686868SM	2	ARM, Adjusting
3	1922014SM	6	NUT, Hex Jam, 5/8-18
4	1924366SM	4	WASHER, 5/8
5	2170135SM	2	BOLT, Shoulder, 1/2 x 1.53 - 3/8-16
6	1677182SM	2	TRUNNION
7	2107031SM	2	CHAIN, Lift
8	1686763SM	2	TUBE, Shrink Wrap (Early Models)
9	1930645SM	2	NUT, Hex Flange, Centerlock, 3/8-16
10	1715924SM	1	SUPPORT ASSEMBLY, 48 Mower Deck (Orange)
10	1729560SM	1	SUPPORT ASSEMBLY, 48 Mower Deck (Solar Black)
11	1916950SM	8	NUT, Hex, 3/8-16
12	1916965SM	8	LOCKWASHER, 3/8
13	1924940SM	6	WASHER, 3/8
14	1679928C	1	COVER, RH, 48 Mower Deck (Orange)
14	1679928D	1	COVER, RH, 48 Mower Deck (Red)
14	1729552SM	1	COVER, RH, 48 Mower Deck (Solar Black)
15	1674020SM	1	PLUG, Cover
16	1679511C	1	COVER, LH, 48 Mower Deck (Orange)
16	1679511D	1	COVER, LH, 48 Mower Deck (Red)
16	1729551SM	1	COVER, LH, 48 Mower Deck (Solar Black)
17	1929000SM	10	CAPSCREW, Taptite, 1/4-20 x 3/8
18	1930601SM	4	CAPSCREW, Taptite, 5/16-18 x 5/8
19	1919326SM	4	CAPSCREW, Taptite, 5/16-18 x 1
20	1704420SM	4	KLIPRING, 5/8
21	1960020SM	4	WASHER, Plain, 5/8
22	1716353SM	2	WHEEL, Gauge
23	1716345A	2	SPINDLE, Gauge Wheel
24	1716346SM	2	SPRING, Compression
25	1716347C	1	BRACKET ASSEMBLY, LH Gauge
26	1716942C	1	BRACKET ASSEMBLY, RH Gauge
27	1921210SM	6	CAPSCREW, Hex Head, 3/8-16 x 1
30	1923362SM	2	NUT, Hex Centerlock, 5/16-18
31	2108454ASM	1	BRACKET & SHAFT ASSEMBLY, Inner
32	1668513SM	2	ROLLER ASSEMBLY
33	1960020SM	2	WASHER
34	1918458SM	2	COTTER PIN
35	1917372SM	4	NUT, Hex, 5/16
36	1917356SM	4	LOCKWASHER, 5/16
37	2108224ASM	1	BRACKET, Inner, LH
38	1931333SM	4	CARRIAGE BOLT, 5/16-18 x 3/4
39	1674774ASM	1	BAFFLE ASSEMBLY

Footnotes

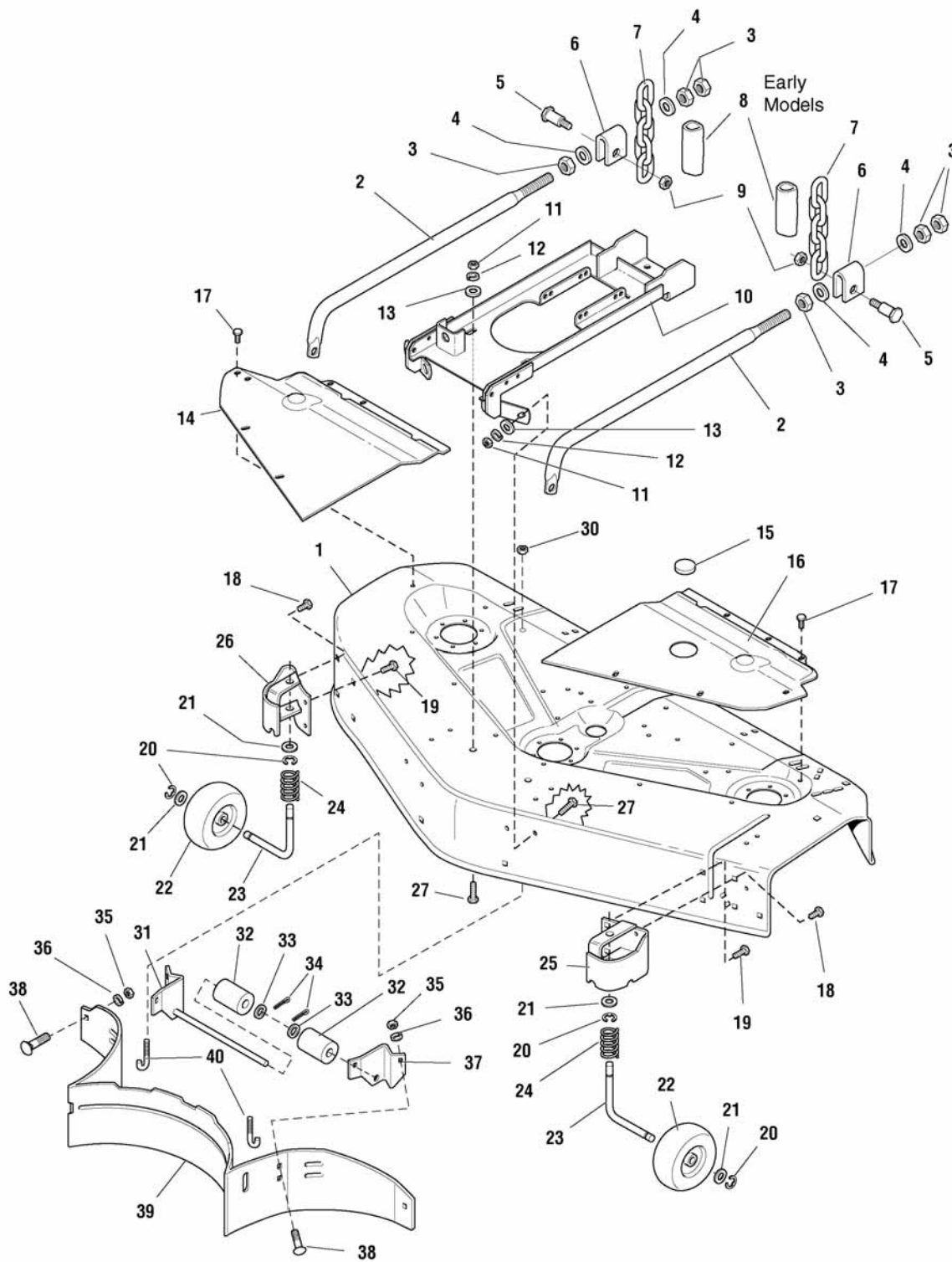
The above parts group applies to the following Mfg. Nos.:

1692863 - 48" Mower
1693122 - 48" Mower
1693252 - 48" Mower
1693420 - 48" Mower

48" Mower Deck - Housing, Cover & Gauge Wheel Group

985507

NOTE: Unless noted otherwise,
use the standard hardware torque
specification chart.



The above parts group applies to the following Mfg. Nos.:

- 1692863 - 48" Mower
- 1693122 - 48" Mower
- 1693252 - 48" Mower
- 1693420 - 48" Mower

48" Mower Deck - Housing, Cover & Gauge Wheel Group

REF NO	PART NO.	QTY.	DESCRIPTION
40	1679385SM	2	SCREW-HOOK, Baffle

Not for
Reproduction

Footnotes

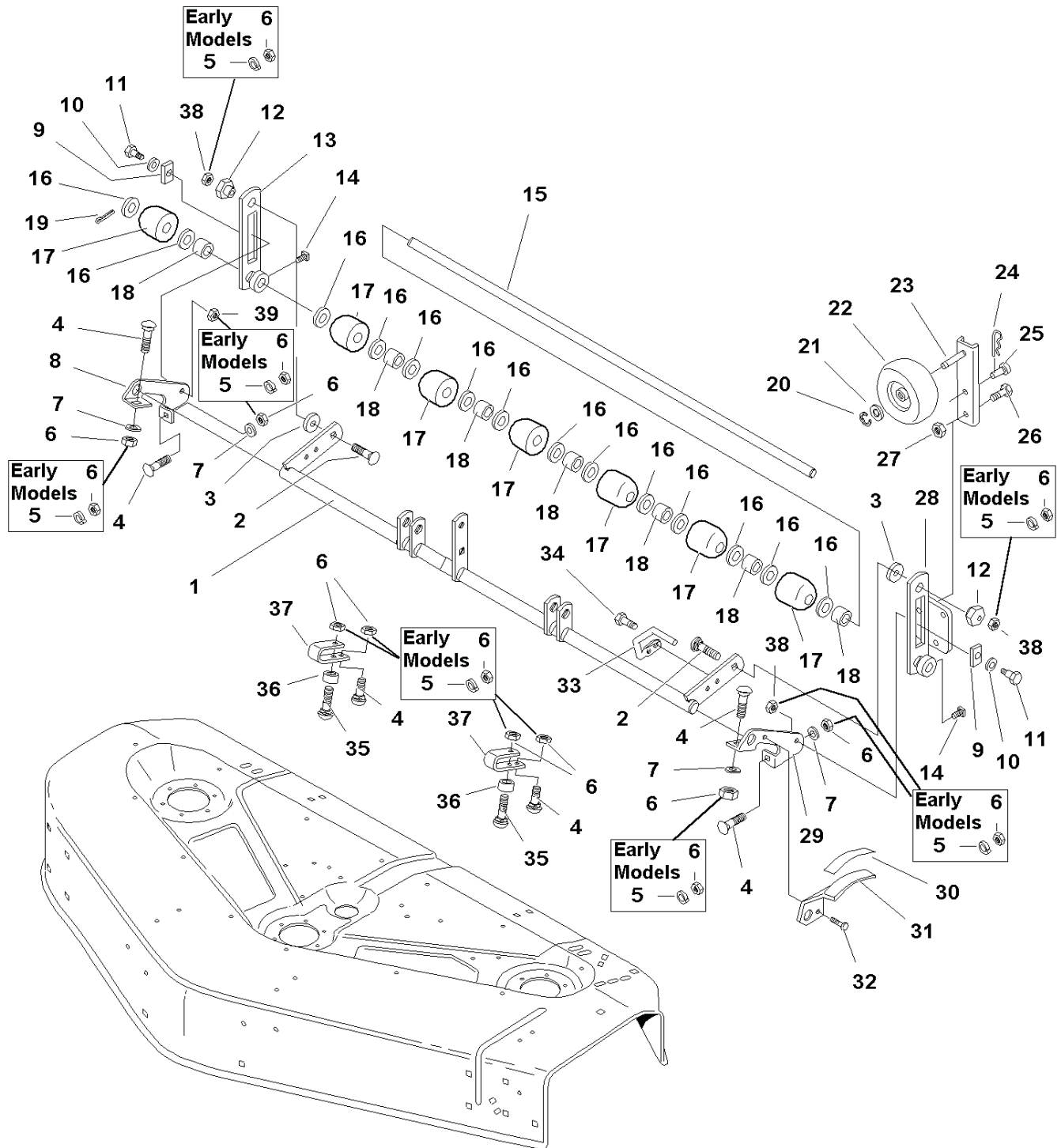
The above parts group applies to the following Mfg. Nos.:

1692863 - 48" Mower
1693122 - 48" Mower
1693252 - 48" Mower
1693420 - 48" Mower

48" Mower Deck - Roller Bar Group - (Serial No. 1 to 59999)

NOTE: Unless noted otherwise, use the standard hardware torque specification chart.

S085505



The above parts group applies to the following Mfg. Nos.:

- 1692863 - 48" Mower
- 1693122 - 48" Mower
- 1693252 - 48" Mower
- 1693420 - 48" Mower

48" Mower Deck - Roller Bar Group - (Serial No. 1 to 59999)

REF NO	PART NO.	QTY.	DESCRIPTION
1	1715926ASM	1	ROCKER SHAFT ASSEMBLY
2	1931353SM	2	CARRIAGE BOLT, 3/8-16 x 1-3/4
3	1960071SM	2	WASHER, 3/8
4	1931350SM	12	CARRIAGE BOLT, 3/8-16 x 1
5	1916965SM	12	LOCKWASHER, 3/8 (Early Models)
6	1916950SM	12	NUT, Hex, Full, 3/8-16 (Early Models)
6	1922694SM	6	NUT, Hex Lock, ESNA, 3/8-16 (Later Models)
7	1924940SM	4	WASHER, Plain, 3/8
8	1716982ASM	1	BRACKET, Roller, RH
9	1677507SM	2	SLIDE
10	1924361SM	2	WASHER, 1/2 x 1-1/4
11	2172622SM	2	BOLT, Shoulder
12	1704082SM	2	NUT, Adjuster, Eccentric
13	1715882ASM	1	BAR ASSEMBLY, Roller, LH
14	1928721SM	2	SET SCREW, Square Head, 5/16-18 x 1/2, G8
15	1719651ASM	1	SHAFT, Roller
16	2860156SM	14	WASHER, 1.0
17	1678043SM	7	ROLLER
18	1701873SM	7	SPACER, Short
19	1918459SM	1	PIN, Cotter
20	2158399SM	1	E-RING, 1/2
21	1960027SM	1	WASHER, Flat, 1/2 x 7/8
22	1714760SM	1	WHEEL, Slide
23	1716343ASM	1	BAR ASSEMBLY, Wheel
24	1960074SM	1	HAIRPIN
25	1708298SM	1	HITCH PIN, 3/8
26	1921210SM	1	CAPSCREW, Hex Head, 3/8-16 x 1
27	1919439SM	1	NUT, Hex, Nylon Lock, 3/8-16
28	1716341ASM	1	BAR ASSEMBLY, Roller, RH
29	1716983ASM	1	BRACKET, Roller, LH
30	1717583SM	1	DECAL, Cutting Height Indicator
31	1716480ASM	1	PLATE, Height Indicator
32	1929000SM	1	CAPSCREW, Hex Head, Taptite, 1/4-20 x 3/8
33	1716481SM	1	ROD, Indicator
34	1924856SM	1	CAPSCREW, Hex Head, Taptite, 5/16-18 x 1/2
35	1931355SM	2	CARRIAGE BOLT, 3/8-16 x 2-1/4
36	1676088A	2	SPACER
37	1676087ASM	2	STRAP
38	2860681SM	4	NUT, Hex Alm Insert Lock, 3/8-16 (Later Models)

Footnotes

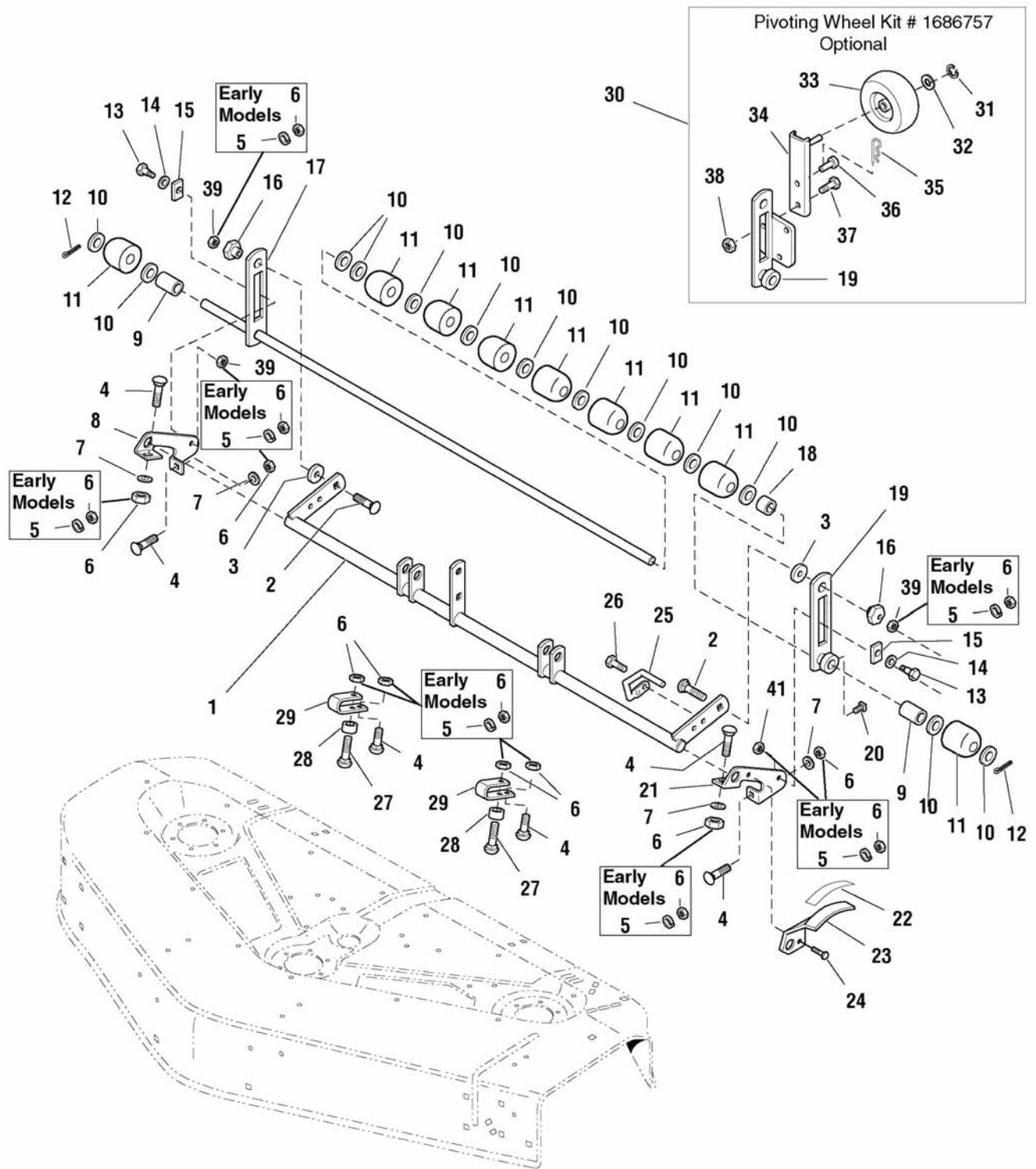
The above parts group applies to the following Mfg. Nos.:

1692863 - 48" Mower
1693122 - 48" Mower
1693252 - 48" Mower
1693420 - 48" Mower

48" Mower Deck - Roller Bar Group - (Serial No. 60000 and above)

NOTE: Unless noted otherwise, use the standard hardware torque specification chart.

S685505



The above parts group applies to the following Mfg. Nos.:

- 1692863 - 48" Mower
- 1693122 - 48" Mower
- 1693252 - 48" Mower
- 1693420 - 48" Mower

48" Mower Deck - Roller Bar Group - (Serial No. 60000 and above)

REF NO	PART NO.	QTY.	DESCRIPTION
1	1715926ASM	1	ROCKER SHAFT ASSEMBLY
2	1931353SM	2	CARRIAGE BOLT, 3/8-16 x 1-3/4
3	1960071SM	2	WASHER, 3/8
4	1931350SM	12	CARRIAGE BOLT, 3/8-16 x 1
5	1916965SM	12	LOCKWASHER, 3/8 (Early Models)
6	1916950SM	12	NUT, Hex, Full, 3/8-16 (Early Modles)
6	1922694SM	6	NUT, Hex Lock, ESNA, 3/8-16 (Later Models)
7	1924940SM	4	WASHER, Plain, 3/8
8	1716982ASM	1	BRACKET, Roller, RH
9	1714812SM	2	SPACER, Long
10	2860156SM	13	WASHER, 1.0
11	1678043SM	9	ROLLER, Outer
12	1918459SM	2	PIN, Cotter
13	2172622SM	2	BOLT, Shoulder
14	1924361SM	2	WASHER, 1/2 x 1-1/4
15	1677507SM	2	SLIDE
16	1704082SM	2	NUT, Adjuster, Eccentric
17	1719651ASM	1	BAR & SHAFT ASSEMBLY, Roller
18	1701873SM	1	SPACER, Short
19	1715882ASM	1	BAR ASSEMBLY, Roller, LH
19	1716341ASM	1	*BAR ASSEMBLY, Roller, LH (Included in Service Kit Ref. No. 32)
20	1928721SM	1	SET SCREW, Square Head, 5/16-18 x 1/2, G8
21	1716983ASM	1	BRACKET, Roller, LH
22	1717583SM	1	DECAL, Cutting Height Indicator
23	1716480ASM	1	PLATE, Height Indicator
24	1929000SM	1	CAPSCREW, Hex Head, Taptite, 1/4-20 x 3/8
25	1716481SM	1	ROD, Indicator
26	1924856SM	1	CAPSCREW, Hex Head, Taptite, 5/16-18 x 1/2
27	1931355SM	2	CARRIAGE BOLT, 3/8-16 x 2-1/4
28	1676088A	2	SPACER
29	1676087ASM	2	STRAP
30	1686757SM	1	KIT, 48" Mower Slide Wheel (Includes Ref. Nos. 21*, 33-40)
31	2158399SM	1	E-RING, 1/2
32	1960027SM	1	WASHER, Flat, 1/2 x 7/8
33	1714760SM	1	WHEEL, Slide
34	1716343ASM	1	BAR ASSEMBLY, Wheel
35	1960074SM	1	HAIRPIN
36	1708298SM	1	HITCH PIN, 3/8
37	1921210SM	1	CAPSCREW, Hex Head, 3/8-16 x 1
38	1919439SM	1	NUT, Hex, Nylon Lock, 3/8-16
39	2860681SM	4	NUT, Toplock Spiral Flange, 3/8-16

Footnotes

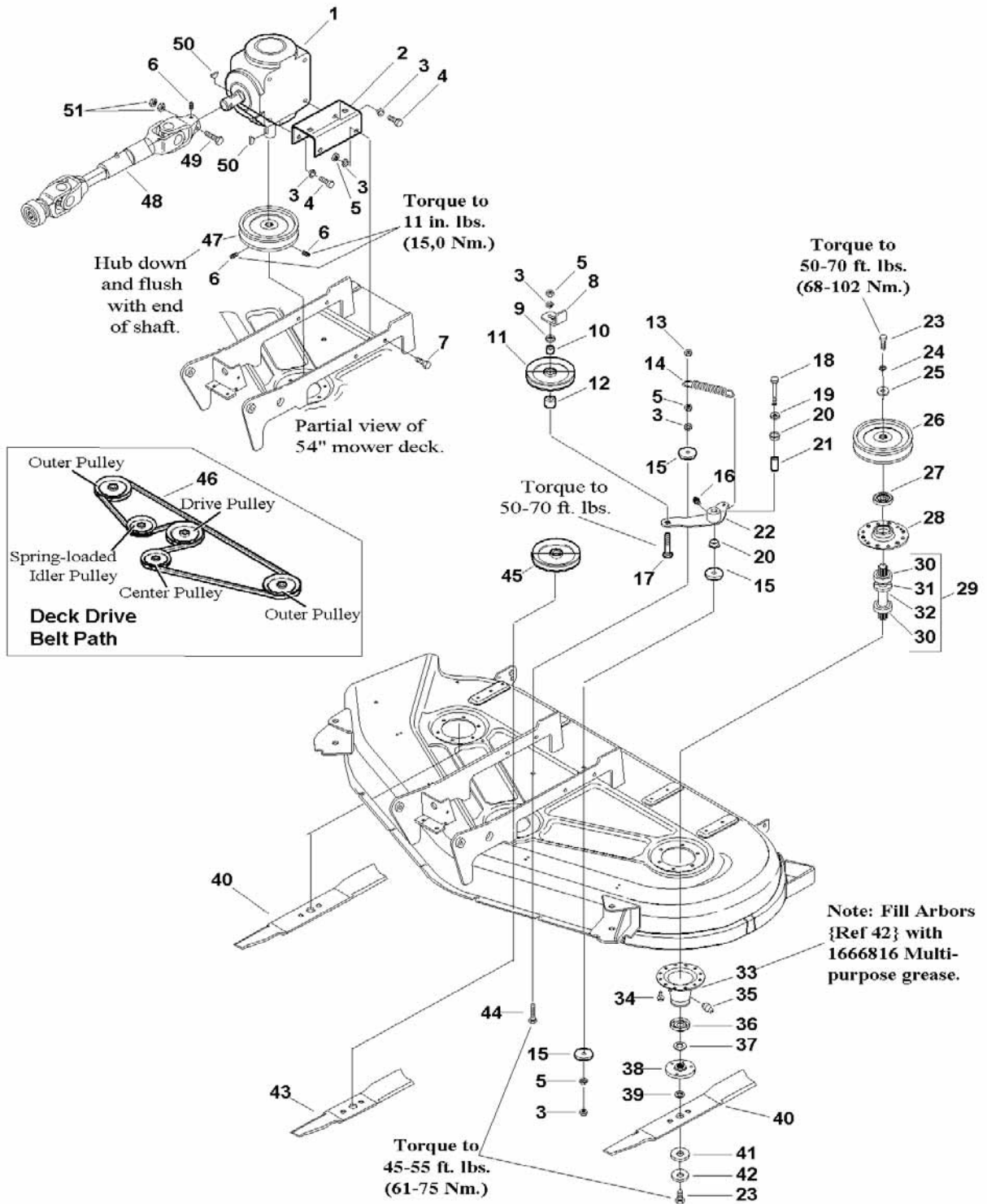
The above parts group applies to the following Mfg. Nos.:

1692863 - 48" Mower
1693122 - 48" Mower
1693252 - 48" Mower
1693420 - 48" Mower

54" Mower Deck - Drive, Belt, Arbor & Blade Group

985631

NOTE: Unless noted otherwise, use the standard hardware torque specification chart.



The above parts group applies to the following Mfg. Nos.:

- 1693630 - 54" Mower
- 1693632 - 54" Mower
- 1693726 - 54" Mower
- 1693728 - 54" Mower

54" Mower Deck - Drive, Belt, Arbor & Blade Group

REF NO	PART NO.	QTY.	DESCRIPTION
1	1719794SM	1	GEAR BOX, 54" Mower Deck (See Gear Box Service Parts)
2	1720581SM	2	BRACKET, U, 5-1/2 x 2
3	1916965SM	11	LOCKWASHER, 3/8
4	1921965SM	4	CAPSCREW, Hex Head, 3/8-16 x 3/4,
5	1916950SM	7	NUT, 3/8-16
6	1928721SM	3	SET SCREW, Square Head, 5/16-18 x 1/2, G8
7	1921210SM	4	CAPSCREW, Hex Head, 3/8-16 x 1
8	1720986SM	1	STOP, Idler
9	1922755SM	1	WASHER, Plain, 3/8
10	1666294SM	1	SPACER
11	1715494SM	1	PULLEY, Idler, Spring-loaded
12	1667812SM	1	SPACER
13	1930645SM	1	NUT, Hex, Center Lock, 3/8-16
14	1674671SM	1	SPRING, Extension
15	1924356SM	3	WASHER
16	2812808SM	1	FITTING, Lube
17	1960315SM	1	CARRIAGE BOLT, 3/8-16 x 2
18	1922130SM	1	CAPSCREW, Hex Head, 3/8-16 x 2-1/4,
19	1924940SM	1	WASHER, Plain, 3/8
20	1676148SM	2	BUSHING
21	1674669SM	1	SPACER
22	1720624ASM	1	ASSEMBLY, Lever & Hub, Idler
23	2823471SM	6	CAPSCREW, Hex Head, 7/16-14 x 1-1/4, G8
24	1918199SM	2	LOCKWASHER, 7/16
25	1933263SM	2	WASHER, 7/16
26	1720182ASM	2	PULLEY, Side Arbor
27	1657969SM	3	SHIELD, Bearing Upper, Arbor
28	1655729ASM	3	HOUSING, Arbor, Top
29	1676278SM	3	ARBOR SHAFT & BEARING ASSEMBLY, Complete (Includes Ref. Nos. 30, 31 & 32)
30	2108202SM	6	BEARING
31	1707335SM	3	GASKET, Foam
32	1676277SM	3	ARBOR SHAFT
33	1703273ASM	3	ASSEMBLY, Housing, Bottom (Includes Ref. No. 35)
35	1704314SM	3	FITTING, Lube
34	1664847SM	18	CAPSCREW, Hex Head, Taptite, 5/16-18 x 3/4
36	1700229SM	3	SHIELD, Grass
37	1700230SM	3	WASHER, Shim
38	1655777SM	3	ADAPTER, Blade
39	1657528SM	3	RING, Self Locking
40	1687014SM	2	BLADE, Mower, 20-1/2 (S/N 1-59999)
40	1687017SM	2	BLADE, Mower, 20-1/2 (S/N 60000 and above)
41	1679711SM	3	WASHER, Spline
42	1656916SM	3	WASHER, Spring
43	1687015SM	1	BLADE, Mower, 16 (S/N 1-59999)

Footnotes

Note* See Service Parts for Drive Shaft - SERVICE PARTS

Note* See Service Parts for Gearbox - SERVICE PARTS

The above parts group applies to the following Mfg. Nos.:

1693630 - 54" Mower
 1693632 - 54" Mower
 1693726 - 54" Mower
 1693728 - 54" Mower

54" Mower Deck - Drive, Belt, Arbor & Blade Group

REF NO	PART NO.	QTY.	DESCRIPTION
43	1687016SM	1	BLADE, Mower, 16 (S/N 60000 and above)
44	1921969SM	1	CAPSCREW, Hex Head, 3/8-16 x 1-1/2
45	1679161ASM	1	PULLEY, Center Arbor
46	1720402SM	1	BELT, V
47	1720705SM	1	PULLEY, Gear Box
48	1716482SM	1	DRIVE SHAFT, Complete (See Drive Shaft Service Parts)
49	1921159SM	1	CAPSCREW, Hex Head, 1/4-20 x 2-1/4
50	2822138SM	2	KEY
51	1923358SM	2	NUT, Hex, Center Lock, 1/4-20

Not for
Reproduction

Footnotes

Note* See Service Parts for Drive Shaft - SERVICE PARTS

Note* See Service Parts for Gearbox - SERVICE PARTS

The above parts group applies to the following Mfg. Nos.:

1693630 - 54" Mower

1693632 - 54" Mower

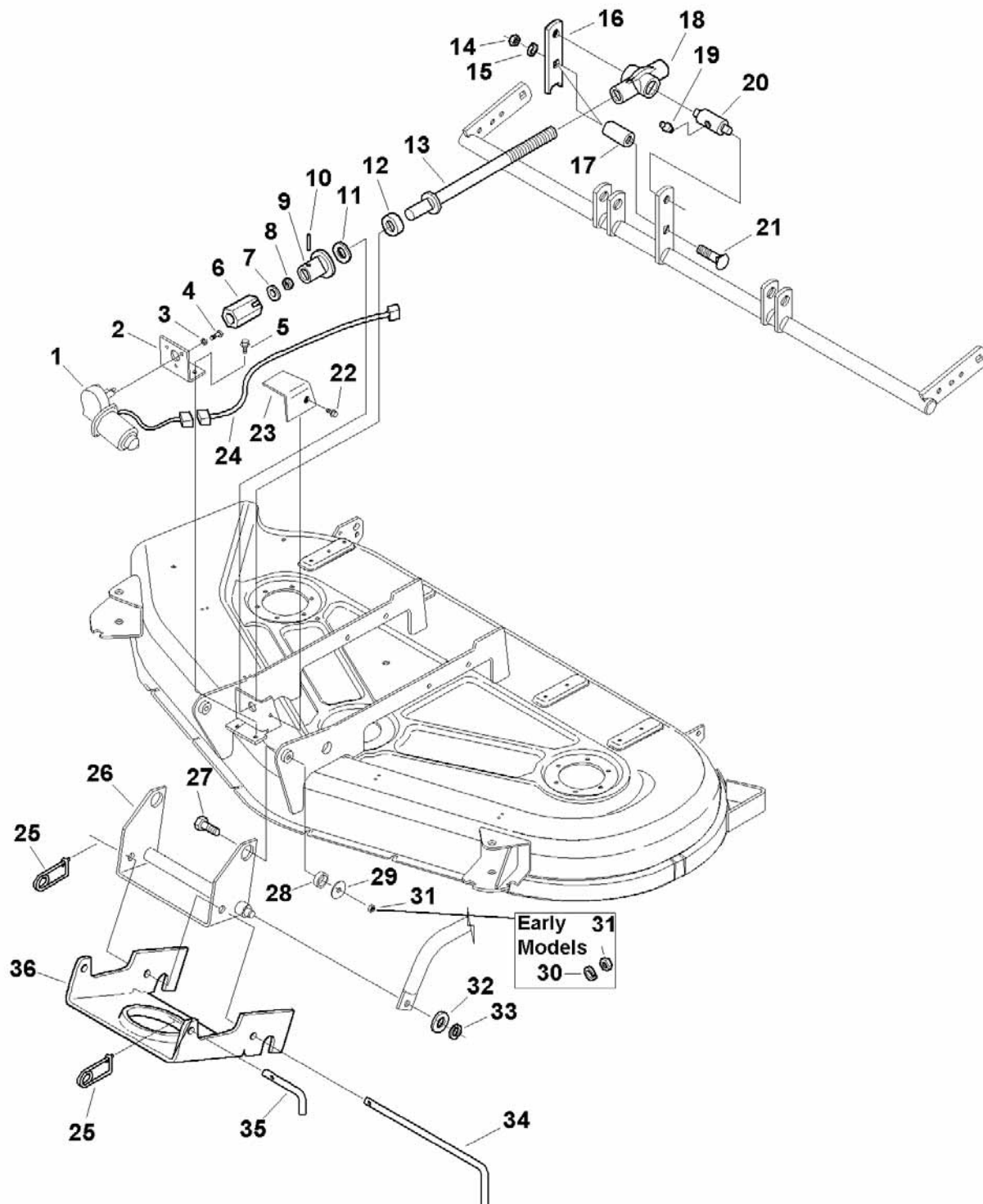
1693726 - 54" Mower

1693728 - 54" Mower

54" Mower Deck - Height Adjust & Hitch Group

J985629

NOTE: Unless noted otherwise,
use the standard hardware torque
specification chart.



The above parts group applies to the following Mfg. Nos.:

- 1693630 - 54" Mower
- 1693632 - 54" Mower
- 1693726 - 54" Mower
- 1693728 - 54" Mower

54" Mower Deck - Height Adjust & Hitch Group

REF NO	PART NO.	QTY.	DESCRIPTION
1	1715885SM	1	MOTOR, Electric Cutting Height Adjust
2	1720138SM	1	BRACKET
3	1916964SM	3	LOCKWASHER, 1/4
4	1923341SM	3	CAPSCREW, Hex Head, 1/4-20 x 3/4
5	1930601SM	2	CAPSCREW, Hex Head, Taptite, 5/16-18 x 3/4
6	1715886SM	1	ADAPTER, Motor
7	1960353SM	1	WASHER, Plain, 1/4
8	1923358SM	1	NUT, Hex, Center Lock, 1/4-20
9	1715887SM	1	HUB, Shaft
10	1960581SM	1	PIN, Roll, 3/16 x 1-1/2
11	1716998SM	1	WASHER, Nylon
12	1715891SM	1	BEARING, Thrust
13	1715888SM	1	ASSEMBLY, Shaft
14	1916951SM	1	NUT, 1/2-13
15	1916966SM	1	LOCKWASHER, 1/2
16	1715881ASM	1	LEVER
17	1679166SM	1	SPACER
18	1716424SM	1	COVER, Rod
19	1704314SM	1	FITTING, Lube
20	1715892SM	1	TRUNNION
21	1960489SM	1	CARRIAGE BOLT, 1/2-13 x 2-1/2
22	1924856SM	3	CAPSCREW, Hex Head, Taptite, 5/16-18 x 1/2
23	1720378SM	1	COVER, Motor
24	1716986SM	1	HARNESS, Mower Lift
25	2176012SM	3	PIN, Safety
26	1720129SM	1	ASSEMBLY, Hitch & Shaft
27	1921969SM	2	CAPSCREW, Hex Head, 3/8-16 x 1-1/2
28	1726089SM	2	SPACER
29	1924356SM	2	WASHER
30	1916965SM	2	LOCKWASHER, 3/8 (Early Models)
31	1916950SM	2	NUT, 3/8-16 (Early Models)
31	2860681SM	2	NUT, Hex Alm Insert Lock, 3/8-16 (Later Models)
32	1924366SM	2	WASHER, 5/8
33	2153124SM	2	RING, Retaining, 5/8
34	1715872SM	1	ROD, Latch
35	1717075SM	2	PIN, Hitch
36	1715868ASM	1	ASSEMBLY, Hitch

Footnotes

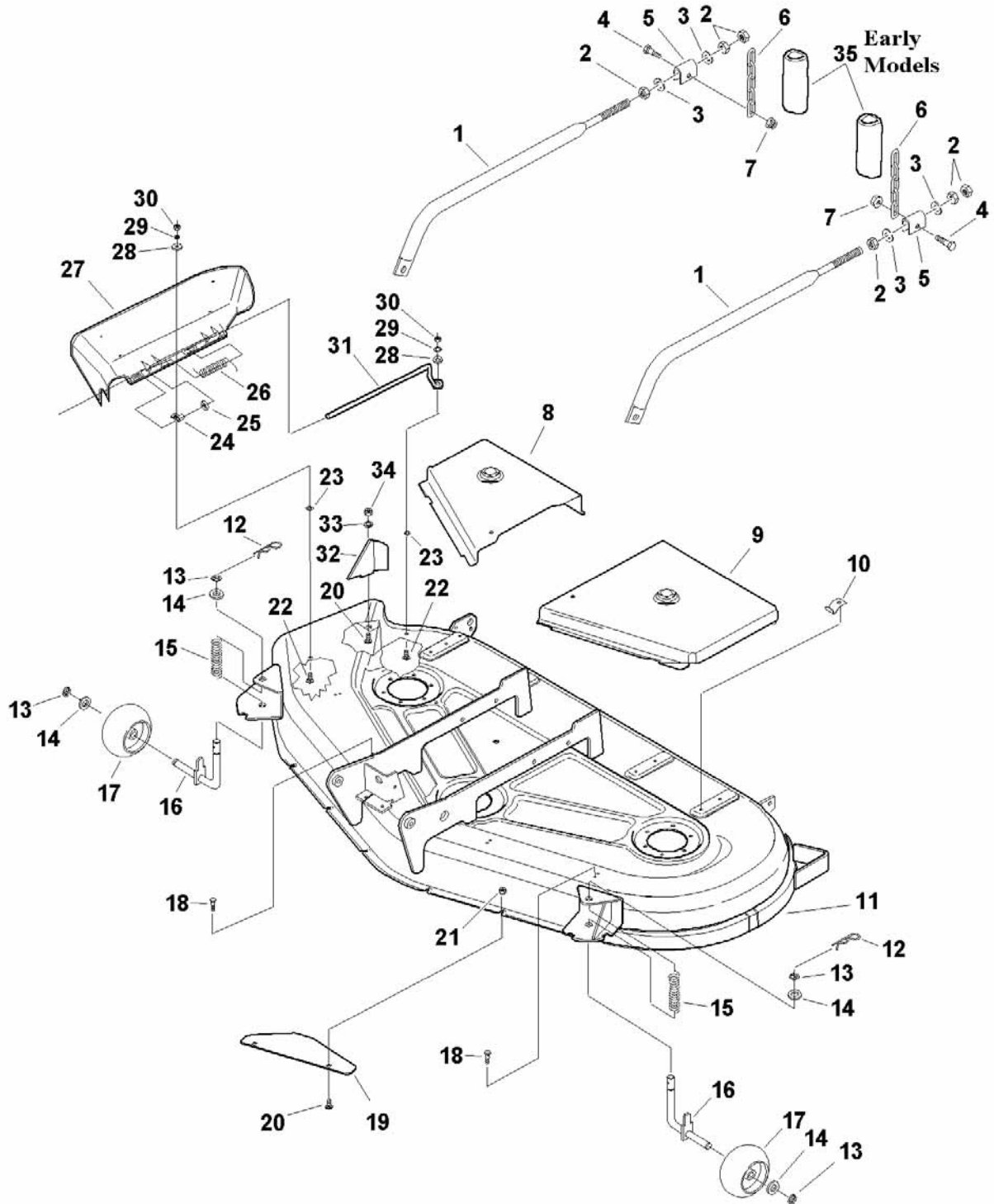
The above parts group applies to the following Mfg. Nos.:

1693630 - 54" Mower
1693632 - 54" Mower
1693726 - 54" Mower
1693728 - 54" Mower

54" Mower Deck - Housing, Cover & Gauge Wheel Group

985628

NOTE: Unless noted otherwise,
use the standard hardware torque
specification chart.



The above parts group applies to the following Mfg. Nos.:

- 1693630 - 54" Mower
- 1693632 - 54" Mower
- 1693726 - 54" Mower
- 1693728 - 54" Mower

54" Mower Deck - Housing, Cover & Gauge Wheel Group

REF NO	PART NO.	QTY.	DESCRIPTION
1	1686868SM	2	ARM, Adjusting
2	1922014SM	6	NUT, Hex, Jam, 5/8-18
3	1924366SM	4	WASHER, 5/8
4	2170135SM	2	BOLT, Wheel
5	1677182SM	2	TRUNNION
6	1708266ASM	2	CHAIN, 6 Link
7	1930645SM	2	NUT, Hex, Flange Lock, 3/8-16
8	1720184C	1	COVER, Arbor, RH (Orange)
8	1720184ASM	1	COVER, Arbor, RH (Solar Black)
9	1720186C	1	COVER, Arbor, LH (Orange)
9	1720186ASM	1	COVER, Arbor, LH (Solar Black)
10	1720623SM	4	CLIP, Spring
11	1687013SM	1	HOUSING, 54" Mower Deck (Orange)
11	1687179SM	1	HOUSING, 54" Mower Deck (Red)
11	1687147SM	1	HOUSING, 54" Mower Deck (Solar Black)
12	1960033SM	2	CLIP, Hairpin
13	1704420SM	4	KLIPRING, 5/8
14	1960020SM	4	WASHER, Plain, 5/8
15	1716346SM	2	SPRING, Compression
16	1720497A	2	ASSEMBLY, Spindle and Stop
17	1716353SM	2	WHEEL, Gauge
18	1929000SM	4	CAPSCREW, Taptite, 1/4-20 x 3/8
19	1720962ASM	1	BAFFLE, Front, Anti-blowout (S/N 1-59999)
20	1931333SM	2	CARRIAGE BOLT, 5/16-18 x 3/4 (1 needed for discharge baffle)
21	1919438SM	2	NUT, Hex, Nylon Lock, 5/16-18
22	1931318SM	2	CARRIAGE BOLT, 1/4-20 x 7/8
23	1960518SM	2	NUT, Push
24	1723323SM	1	CAP, Spring End .093 ID
25	1919326SM	1	WASHER, Plain, 5/16
26	1723938SM	1	SPRING
27	1705449SM	1	DEFLECTOR, Plastic
28	1960353SM	2	WASHER, Plain, 1/4
29	1916964SM	2	LOCKWASHER, 1/4
30	1916622SM	2	NUT, 1/4-20
31	1706709SM	1	ROD, Deflector, Front
32	1724976ASM	1	BAFFLE, Discharge (S/N 60000 and above)
33	1917356SM	1	LOCKWASHER, 5/16 (S/N 60000 and above)
34	1917372SM	1	NUT, Hex, 5/16-18 (S/N 60000 and above)
35	1686763SM	2	TUBE, Shrink Wrap (Early Models)

Footnotes

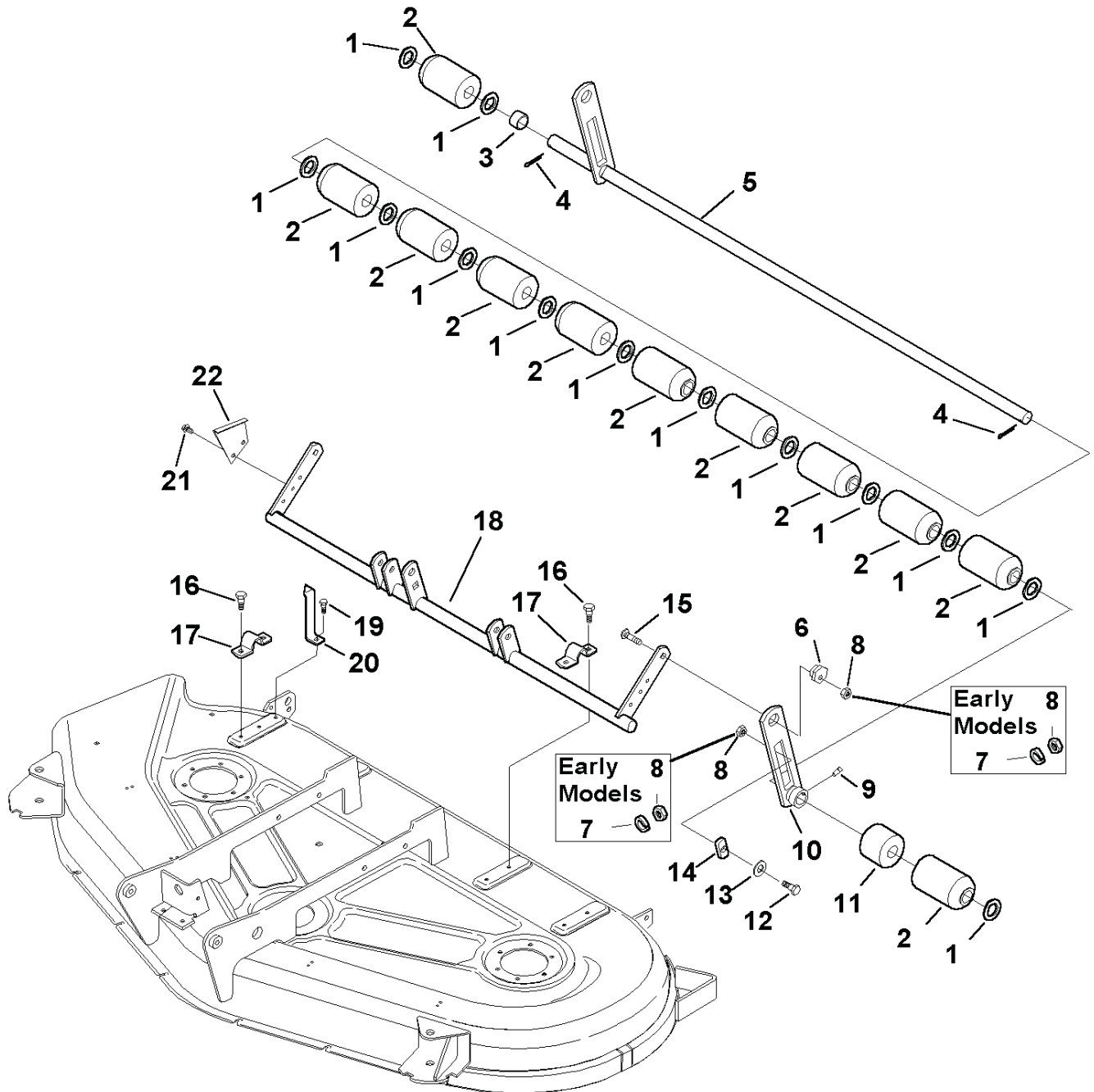
The above parts group applies to the following Mfg. Nos.:

1693630 - 54" Mower
 1693632 - 54" Mower
 1693726 - 54" Mower
 1693728 - 54" Mower

54" Mower Deck - Roller Bar Group

985629

NOTE: Unless noted otherwise,
use the standard hardware torque
specification chart.



The above parts group applies to the following Mfg. Nos.:

- 1693630 - 54" Mower
- 1693632 - 54" Mower
- 1693726 - 54" Mower
- 1693728 - 54" Mower

54" Mower Deck - Roller Bar Group

REF NO	PART NO.	QTY.	DESCRIPTION
1	2860626SM	14	WASHER, 1
2	1678043SM	11	ROLLER
3	1701873SM	1	SPACER, Short
4	1918459SM	2	PIN, Cotter, 3/16 x 1-1/2
5	1720158ASM	1	ASSEMBLY, Roller Shaft & Bar
6	1704082SM	2	NUT, Adjuster, Eccentric
7	1916965SM	4	LOCKWASHER, 3/8 (Early Models)
8	2860681SM	4	NUT, Hex Alm Insert Lock, 3/8-16 (Later Models)
8	1916950SM	4	NUT, 3/8-16 (Early Models)
9	1928721SM	1	SET SCREW, Square Head, 5/16-18 x 1/2, G8
10	1715882ASM	1	ASSEMBLY, Roller Bar
11	1720159SM	1	ROLLER, Short
12	2172622SM	2	BOLT, Shoulder
13	1924361SM	2	WASHER, 1/2 x 1-1/4
14	1677507SM	2	SLIDE
15	1931352SM	2	CARRIAGE BOLT, 3/8-16 x 1-1/2
16	1664847SM	7	CAPSCREW, Hex Head, Taptite, 5/16-18 x 3/4
17	1720147ASM	4	STRAP
18	1720157SM	1	ASSEMBLY, Rocker Shaft & Lever
19	1960594SM	1	CAPSCREW, Hex Head, Taptite, 5/16-18 x 7/8
20	1720643ASM	1	INDICATOR, Height
21	1924856SM	3	CAPSCREW, Hex Head, Taptite, 5/16-18 x 1/2
22	1704116ASM	1	BRACKET, Height of Cut

Not for
Reproduction

Footnotes

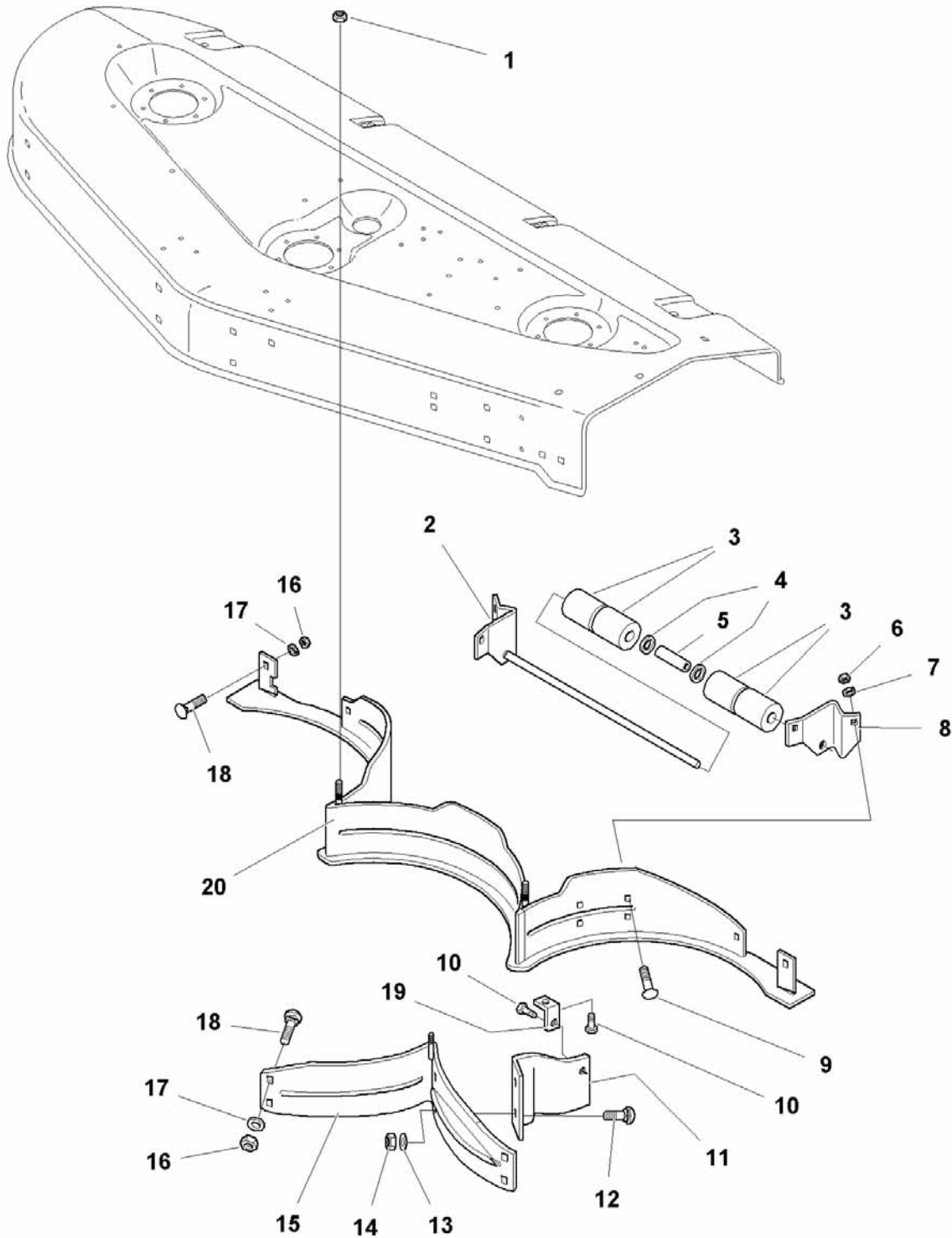
The above parts group applies to the following Mfg. Nos.:

1693630 - 54" Mower
1693632 - 54" Mower
1693726 - 54" Mower
1693728 - 54" Mower

60" Mower Deck - Baffle & Inner Roller Group

BF85506

NOTE: Unless noted otherwise,
use the standard hardware torque
specification chart.



The above parts group applies to the following Mfg. Nos.:

1692860 - 60" Mower
1693123 - 60" Mower
1693253 - 60" Mower
1693445 - 60" Mower

60" Mower Deck - Baffle & Inner Roller Group

REF NO	PART NO.	QTY.	DESCRIPTION
1	1923362SM	3	NUT, Hex Centerlock, 5/16-18
2	1676404ASM	1	BRACKET & SHAFT ASSEMBLY, Inner
3	1668513SM	4	ROLLER ASSEMBLY
4	1960020SM	2	WASHER
5	1676149SM	1	SPACER
6	1917372SM	4	NUT, Hex, 5/16
7	1917356SM	4	LOCKWASHER, 5/16
8	2173270ASM	1	BRACKET, Inner, LH
9	1931333SM	4	CARRIAGE BOLT, 5/16-18 x 3/4
10	1930601SM	2	CAPSCREW, Taptite, 5/16-18 x 5/16
11	1719600ASM	1	BAFFLE, Discharge
12	1931333SM	2	CARRIAGE BOLT, 5/16-18 x 3/4
13	1917356SM	2	LOCKWASHER, 5/16
14	1917372SM	2	NUT, Hex,5/16-18
15	1702410ASM	1	BAFFLE ASSEMBLY, Front
16	1916950SM	10	NUT, Hex, 3/8-16
17	1916965SM	10	LOCKWASHER, 3/8
18	1931350SM	10	CARRIAGE BOLT, 3/8-16 x 1
19	1668500A	1	BRACKET, Mower
20	1702412ASM	1	BAFFLE ASSEMBLY

Not for
Reproduction

Footnotes

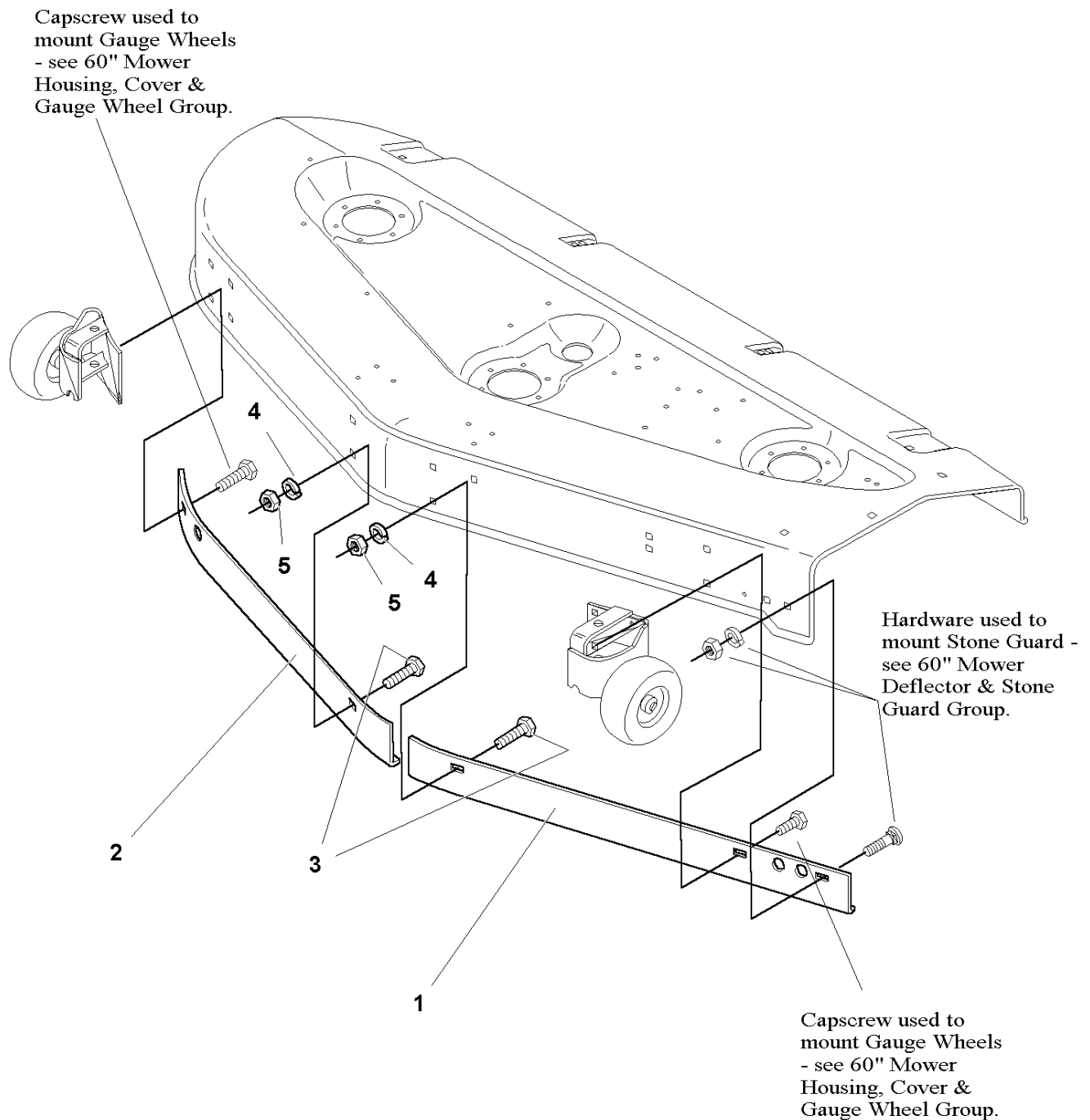
The above parts group applies to the following Mfg. Nos.:

1692860 - 60" Mower
1693123 - 60" Mower
1693253 - 60" Mower
1693445 - 60" Mower

60" Mower Deck - Baffles (Export Models)

NOTE: Unless noted otherwise,
use the standard hardware torque
specification chart.

1686742



The above parts group applies to the following Mfg. Nos.:

1693253 - 60" Mower

1693445 - 60" Mower

60" Mower Deck - Baffles (Export Models)

REF NO	PART NO.	QTY.	DESCRIPTION
1	1718567ASM	1	BAFFLE, LH
2	1718568ASM	1	BAFFLE, RH
3	1921210SM	2	CAPSCREW, Hex Head, 3/8-16 x 1
4	1916965SM	2	LOCKWASHER, 3/8
5	1916950SM	2	NUT, 3/8-16

Not for
Reproduction

Footnotes

The above parts group applies to the following Mfg. Nos.:

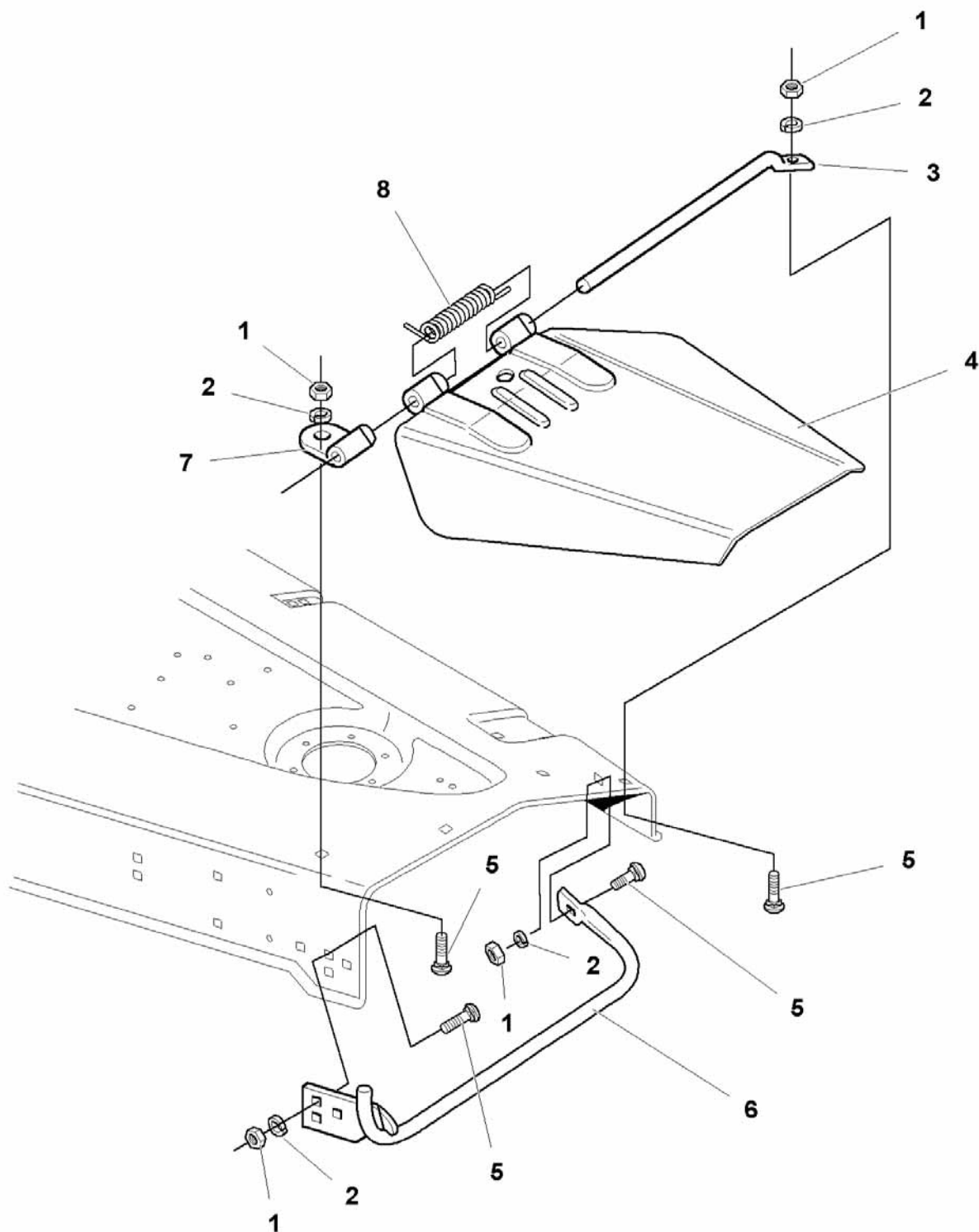
1693253 - 60" Mower

1693445 - 60" Mower

60" Mower Deck - Deflector & Stone Guard Group

985502

NOTE: Unless noted otherwise,
use the standard hardware torque
specification chart.



The above parts group applies to the following Mfg. Nos.:

- 1692860 - 60" Mower
- 1693123 - 60" Mower
- 1693253 - 60" Mower
- 1693445 - 60" Mower

60" Mower Deck - Deflector & Stone Guard Group

REF NO	PART NO.	QTY.	DESCRIPTION
1	1916950SM	5	NUT, Hex, 3/8-16
2	1916965SM	5	LOCKWASHER, 3/8
3	1700343SM	1	ROD, Hinge
4	1702451CSM	1	DEFLECTOR ASSEMBLY
5	1931350SM	5	CARRIAGE BOLT, 3/8-16 x 1
6	1700186ASM	1	STONE GUARD
7	1673655A	1	BRACKET, Hinge
8	1676213SM	1	SPRING, Torsion

Not for
Reproduction

Footnotes

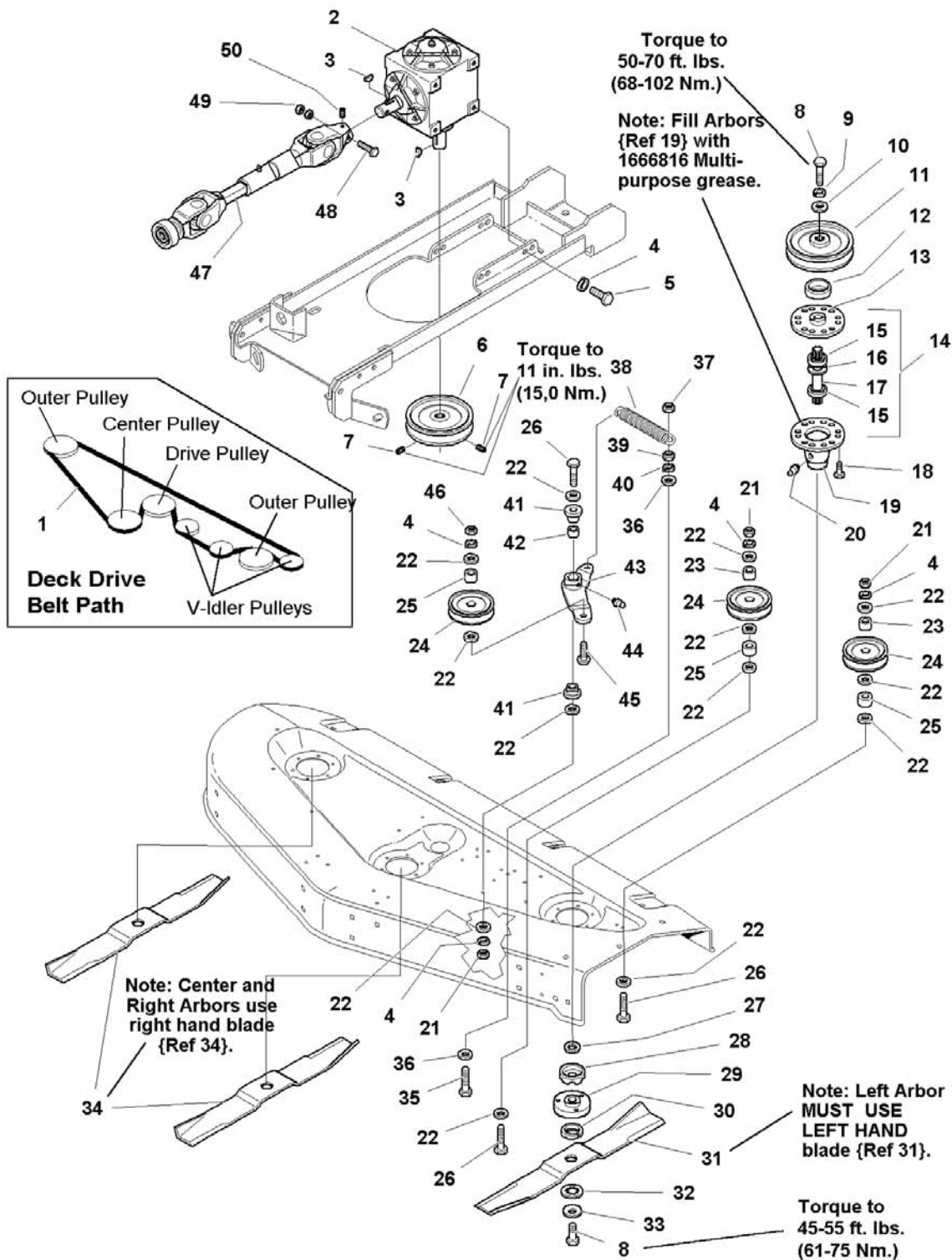
The above parts group applies to the following Mfg. Nos.:

1692860 - 60" Mower
1693123 - 60" Mower
1693253 - 60" Mower
1693445 - 60" Mower

60" Mower Deck - Drive, Belt, Arbor & Blade Group

985162

NOTE: Unless noted otherwise, use the standard hardware torque specification chart.



The above parts group applies to the following Mfg. Nos.:

- 1692860 - 60" Mower
- 1693123 - 60" Mower
- 1693253 - 60" Mower
- 1693445 - 60" Mower

60" Mower Deck - Drive, Belt, Arbor & Blade Group

REF NO	PART NO.	QTY.	DESCRIPTION
1	1716959SM	1	BELT, Deck, Double V
2	1717069SM	1	GEAR BOX (See Gear Box Service Parts)
3	2822138SM	2	KEY
4	1916965SM	8	LOCKWASHER, 3/8
5	1921965SM	4	CAPSCREW, Hex Head, 3/8-16 x 3/4
6	1674643SM	1	PULLEY ASSEMBLY
7	1928721SM	2	SETSCREW, 5/16-18 x 1/2
8	2823471SM	6	CAPSCREW, Hex Head, 7/16-14 x 1-1/4, G8
9	1918199SM	3	LOCKWASHER, 7/16
10	1933263SM	3	WASHER, 7/16
11	1678665ASM	3	PULLEY ASSEMBLY
12	1657969SM	3	SHIELD, Bearing Upper, Arbor
13	1655729ASM	3	ARBOR HOUSING, Top
14	1676278A	3	ARBOR SHAFT & BEARING ASSEMBLY (Includes Ref. Nos. 15, 16 & 17)
15	2108202SM	2	BEARING
16	1707335SM	1	GASKET, Foam
17	1676277SM	1	ARBOR SHAFT
18	1664847SM	18	CAPSCREW, Hex Head, Taptite, 5/16-18 x 3/4
19	1703273ASM	3	HOUSING ASSEMBLY, Bottom (Includes Ref. No. 20)
20	1704314SM	3	FITTING, Lube
21	1916950SM	4	NUT, Hex, 3/8-16
22	1924940SM	14	WASHER, Plain, 3/8
23	1666294SM	3	SPACER (In Pulley)
24	1715494SM	3	PULLEY, Idler
25	2157081SM	3	SPACER
26	1923701SM	3	CAPSCREW, Hex Head, 3/8-16 x 2
27	1700230SM	3	WASHER, Shim
28	1700229SM	3	SHIELD, Grass
29	1655777SM	3	ADAPTER, Blade
30	1657528SM	3	RING, Self Locking
31	1686755SM	1	BLADE, Left Hand (Left Arbor Only)
32	1679711SM	3	WASHER, Spline
33	1656916SM	3	WASHER, Spring
34	1719598ASM	2	BLADE, Right Hand (Right and Center Arbors)
35	1921977SM	1	CAPSCREW, Hex, 5/16-18 x 1 3/4
36	1919326SM	2	WASHER, Plain 5/16
37	1923362SM	1	NUT, Hex Lock, 5/16-18
38	1674671SM	1	SPRING, Extension
39	1917372SM	1	NUT, Hex, 5/16-18
40	1917356SM	1	LOCKWASHER, 5/16
41	1676148SM	2	BUSHING
42	1674669SM	1	SPACER
43	1716961ASM	1	IDLER ARM ASSEMBLY
44	2815019SM	1	FITTING, Lube

Footnotes

Note* See Service Parts for Drive Shaft - SERVICE PARTS

Note* See Service Parts for Gearbox - SERVICE PARTS

The above parts group applies to the following Mfg. Nos.:

1692860 - 60" Mower

1693123 - 60" Mower

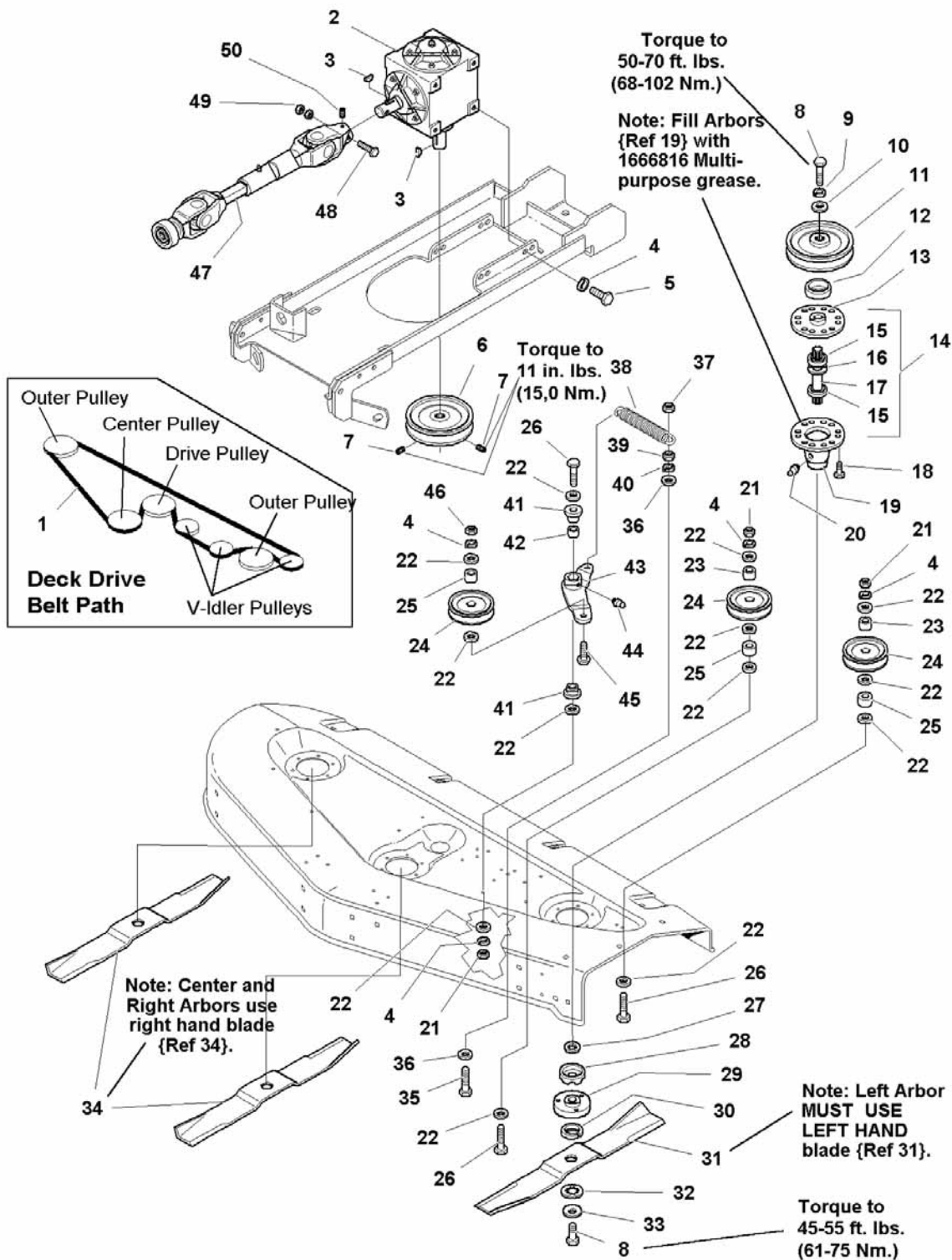
1693253 - 60" Mower

1693445 - 60" Mower

60" Mower Deck - Drive, Belt, Arbor & Blade Group

985162

NOTE: Unless noted otherwise, use the standard hardware torque specification chart.



The above parts group applies to the following Mfg. Nos.:

- 1692860 - 60" Mower
- 1693123 - 60" Mower
- 1693253 - 60" Mower
- 1693445 - 60" Mower

60" Mower Deck - Drive, Belt, Arbor & Blade Group

REF NO	PART NO.	QTY.	DESCRIPTION
45	1960268SM	1	CARRIAGE BOLT, 3/8-16 x 1 1/4
46	1928731SM	1	NUT, Hex Lock, 3/8-16
47	1716482SM	1	DRIVE SHAFT, Complete (See Drive Shaft Service Parts)
48	1923282SM	1	CAPSCREW, Hex Head, 1/4-20 x 2 1/2
49	1923358SM	2	NUT, Hex Lock, 1/4-20
50	1930543SM	1	SETSCREW, 5/16-18 x 1/2

Not for
Reproduction

Footnotes

Note* See Service Parts for Drive Shaft - SERVICE PARTS

Note* See Service Parts for Gearbox - SERVICE PARTS

The above parts group applies to the following Mfg. Nos.:

1692860 - 60" Mower

1693123 - 60" Mower

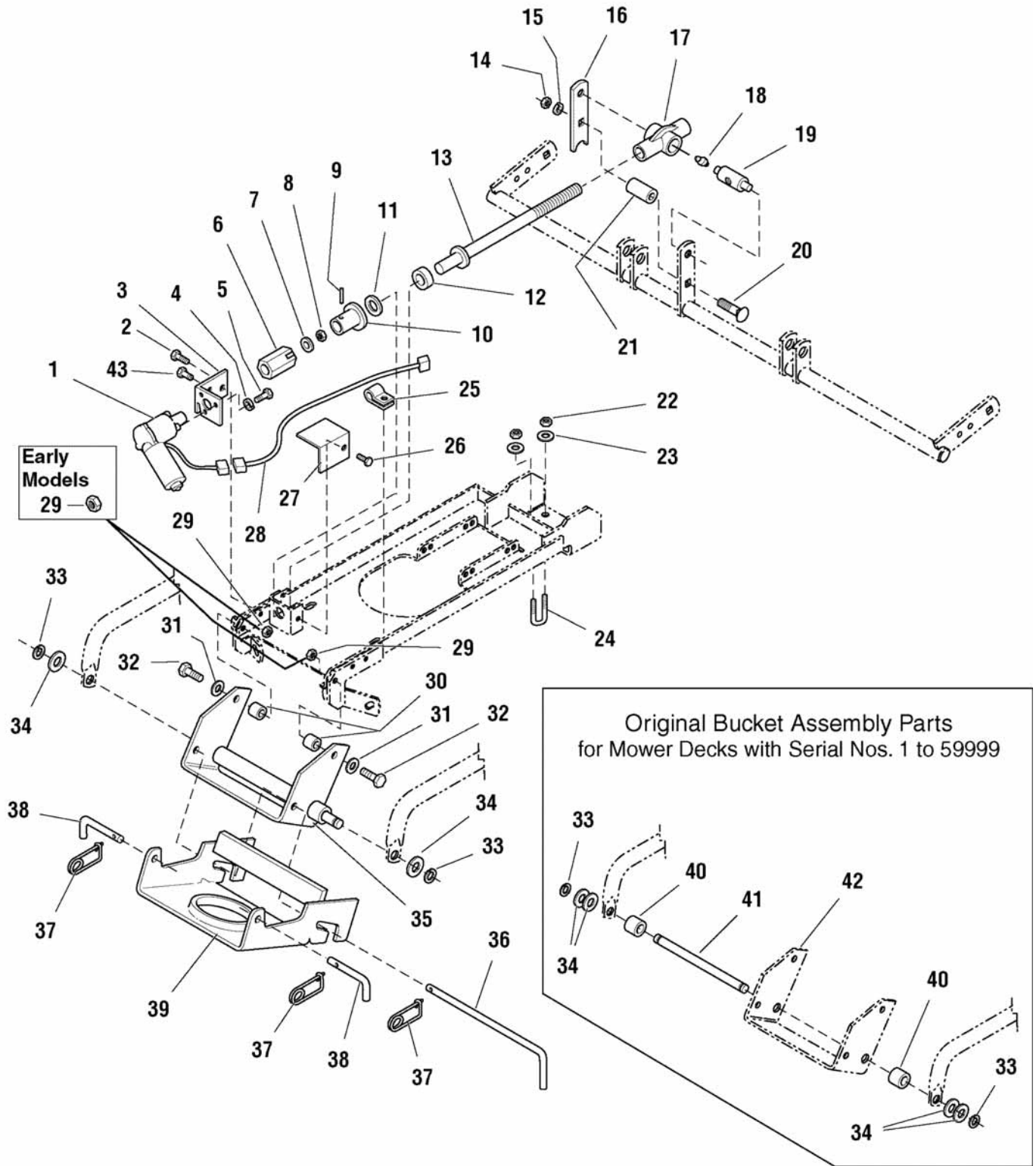
1693253 - 60" Mower

1693445 - 60" Mower

60" Mower Deck - Height Adjust & Hitch Group

NOTE: Unless noted otherwise,
use the standard hardware torque
specification chart.

J985504



The above parts group applies to the following Mfg. Nos.:

- 1692860 - 60" Mower
- 1693123 - 60" Mower
- 1693253 - 60" Mower
- 1693445 - 60" Mower

60" Mower Deck - Height Adjust & Hitch Group

REF NO	PART NO.	QTY.	DESCRIPTION
1	1715885SM	1	MOTOR, Electric Cutting Height Adjust
2	1960373SM	2	CAPSCREW, Hex Washer Head, Taptite, 5/16-18 x 1, Black
3	1715875SM	1	BRACKET, Motor Mounting
4	1916964SM	3	LOCKWASHER, 1/4
5	1923341SM	3	CAPSCREW, Hex Head, 1/4-20 x 3/4
6	1715886SM	1	ADAPTER, Motor
7	1960353SM	1	WASHER, Plain, 1/4
8	1923358SM	1	NUT, Hex Centerlock, 1/4-20
9	1960581SM	1	ROLL PIN, 3/16 x 1 3/4
10	1715887SM	1	HUB, Shaft
11	1716998SM	1	WASHER, Nylon
12	1715891SM	1	BEARING, Thrust
13	1715888SM	1	SHAFT ASSEMBLY
14	1916951SM	1	NUT, Hex, 1/2-13
15	1916966SM	1	LOCKWASHER, 1/2
16	1715881ASM	1	LEVER
17	1716424SM	1	COVER, Rod
18	1704314SM	1	FITTING, Lube
19	1715892SM	1	TRUNNION
20	1960489SM	1	CARRIAGE BOLT, 1/2-13 x 2 1/2
21	1679166SM	1	SPACER
22	1919438SM	4	NUT, Hex Nylon Lock, 5/16-18
23	1919326SM	4	WASHER, Plain, 5/16
24	1678103SM	2	U-BOLT, Clamp
25	1708007SM	1	CLAMP
26	1924856SM	1	CAPSCREW, Hex Head, Taptite, 5/16-18 x 1/2
27	1717053SM	1	COVER, Motor
28	1716986SM	1	HARNESS, Mower lift
29	2860681SM	2	NUT, Top Lock Spiral Flange, 3/8-16 (Later Models)
29	1919439SM	2	NUT, Hex Nylon lock, 3/8-16 (Early Models)
30	1708973SM	2	SPACER
31	1924940SM	2	WASHER, Plain, 3/8
32	1921969SM	2	CAPSCREW, Hex Head, 3/8-16 x 1 1/2
33	2153124SM	2	RETAINING RING, 5/8
34	1924366SM	4	WASHER, 5/8 (* QTY. 4 on units with SN prior to 60000) QTY. 4 on units with SN prior to 60000
35	1719567ASM	1	HITCH & SHAFT ASSEMBLY,
36	1715872SM	1	ROD, Latch
37	2176012SM	3	PIN, Safety
38	1717075SM	2	PIN, Hitch
39	1715868ASM	1	HITCH & BAR ASSEMBLY, Mower Front Hitch
40	1715871SM	2	SPACER
41	1719567	1	SHAFT, Hitch
42	*	1	BRACKET, Front Mower Hitch
43	1960541SM	1	CAPSCREW, Hex Washer Head Taptite, 5/16-18 x 3/4, Black

Footnotes

Note* If replacing bracket {42} on units prior to SN 60000, order PN 1719567 {Ref 35}. Spacer {Ref 40} and Shaft {Ref 41} are NO LONGER required as these are integral to the replacement bracket.

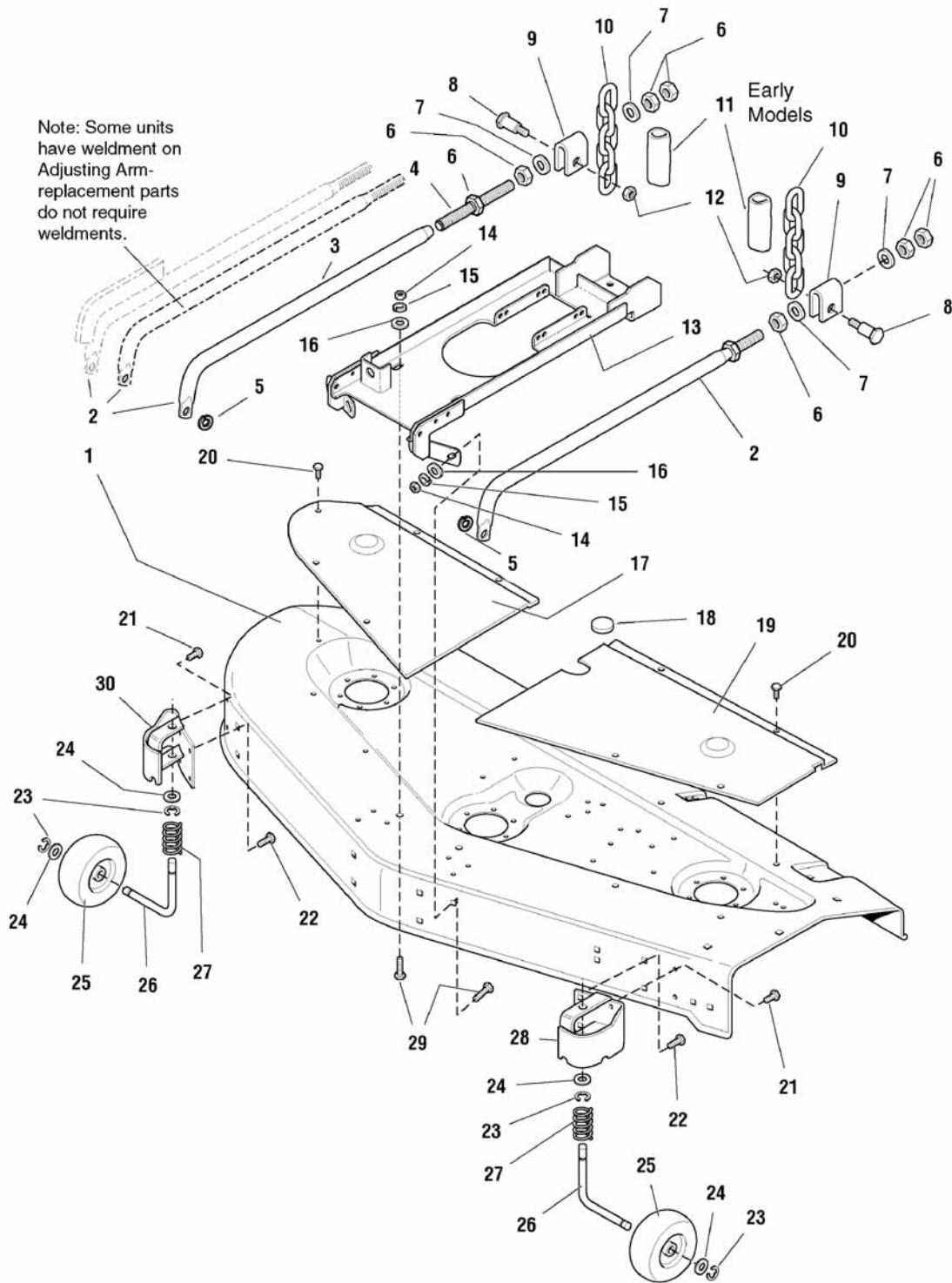
The above parts group applies to the following Mfg. Nos.:

1692860 - 60" Mower
 1693123 - 60" Mower
 1693253 - 60" Mower
 1693445 - 60" Mower

60" Mower Deck - Housing, Cover & Gauge Wheel Group

985506

NOTE: Unless noted otherwise, use the standard hardware torque specification chart.



The above parts group applies to the following Mfg. Nos.:

- 1692860 - 60" Mower
- 1693123 - 60" Mower
- 1693253 - 60" Mower
- 1693445 - 60" Mower

60" Mower Deck - Housing, Cover & Gauge Wheel Group

REF NO	PART NO.	QTY.	DESCRIPTION
1	1687162SM	1	HOUSING, 60 Mower Deck (Red)
1	1687142SM	1	HOUSING, 60 Mower Deck (Solar Black)
1	1686732SM	1	HOUSING, 60 Mower Deck (Orange)
2	1722839SM	2	ARM AND STUD ASSEMBLY, Adjusting
3	1722506	2	ARM, Adjusting
4	1722507SM	2	STUD
5	2153124SM	2	RING, Retaining
6	1922014SM	6	NUT, Hex Jam, 5/8-18
7	1924366SM	4	WASHER, 5/8
8	2170135SM	2	BOLT, Shoulder, 1/2 x 1.53 - 3/8-16
9	1677182SM	2	TRUNNION
10	2107031SM	2	CHAIN, Lift
11	1686763SM	2	TUBE, Shrink Wrap (Early Models)
12	1930645SM	2	NUT, Hex Flange, Centerlock, 3/8-16
13	1715873ASM	1	SUPPORT ASSEMBLY, 60 Mower Deck
14	1916950SM	3	NUT, Hex, 3/8-16
15	1916965SM	3	LOCKWASHER, 3/8
16	1924940SM	6	WASHER, 3/8
17	1676125CSM	1	COVER, RH, 60 Mower Deck (Orange)
17	1676125	1	COVER, RH, 60 Mower Deck (Grey)
18	1674020SM	1	PLUG, Cover
19	1717003CSM	1	COVER, LH, 60 Mower Deck (Orange)
19	1717003ASM	1	COVER, LH, 60 Mower Deck (Grey)
20	1929000SM	9	CAPSCREW, Taptite, 1/4-20 x 3/8
21	1930601SM	4	CAPSCREW, Taptite, 5/16-18 x 5/8
22	1930601SM	4	CAPSCREW, Taptite, 5/16-18 x 5/8
23	1704420SM	4	KLIPRING, 5/8
24	1960020SM	4	WASHER, Plain, 5/8
25	1716353SM	2	WHEEL, Gauge
26	1716345A	2	SPINDLE, Gauge Wheel
27	1716346SM	2	SPRING, Compression
28	1716347C	1	BRACKET ASSEMBLY, LH Gauge
29	1931350SM	3	CARRIAGE BOLT, 3/8-16 x 1
30	1716350C	1	BRACKET ASSEMBLY, RH Gauge

Footnotes

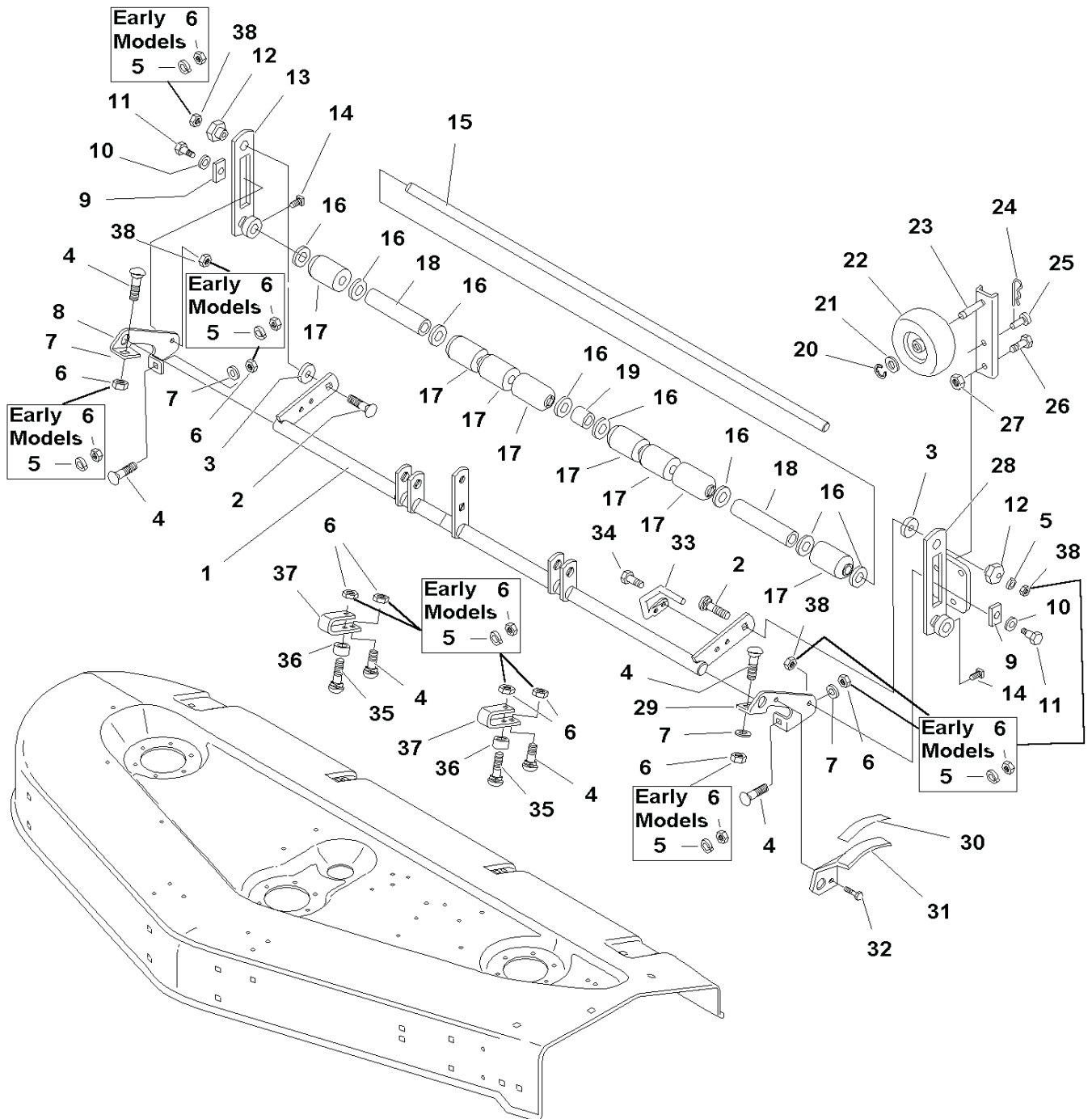
The above parts group applies to the following Mfg. Nos.:

1692860 - 60" Mower
1693123 - 60" Mower
1693253 - 60" Mower
1693445 - 60" Mower

60" Mower Deck - Roller Bar Group - (Serial No. 1 to 59999)

NOTE: Unless noted otherwise,
use the standard hardware torque
specification chart.

S085504



The above parts group applies to the following Mfg. Nos.:

- 1692860 - 60" Mower
- 1693123 - 60" Mower
- 1693253 - 60" Mower
- 1693445 - 60" Mower

60" Mower Deck - Roller Bar Group - (Serial No. 1 to 59999)

REF NO	PART NO.	QTY.	DESCRIPTION
1	1715877ASM	1	ROCKER SHAFT ASSEMBLY
2	1931353SM	2	CARRIAGE BOLT, 3/8-16 x 1 3/4
3	1960071SM	2	WASHER
4	1931350SM	6	CARRIAGE BOLT, 3/8-16 x 1
5	1916965SM	12	LOCKWASHER, 3/8 (Early Models)
6	1916950SM	12	NUT, Hex, 3/8-16 (Early Models)
6	1922694SM	8	NUT, Hex Lock, ESNA Heavy, 3/8-16 (Later Models)
7	1924940SM	4	WASHER, 3/8
8	1716982ASM	1	BRACKET, Roller, RH
9	1677507SM	2	SLIDE
10	1924361SM	2	WASHER, 1/2 x 1 1/4
11	2172622SM	2	BOLT, Shoulder
12	1704082SM	2	NUT, Adjuster, Eccentric
13	1715882ASM	1	BAR ASSEMBLY, Roller
14	1928721SM	2	SET SCREW, Square Head, 5/16-18 x 1/2, G8
15	1715884SM	1	SHAFT, Roller
16	2860156SM	8	WASHER
17	1678043SM	8	ROLLER
18	1717011A	2	SPACER, Long
19	1701873SM	1	SPACER, Short
20	2158399SM	1	E-RING, 1/2
21	1960027SM	1	WASHER, 1/2
22	1714760SM	1	WHEEL, Slide
23	1716343ASM	1	BAR ASSEMBLY, Wheel
24	1960074SM	1	HAIRPIN
25	1708298SM	1	HITCH PIN, 3/8
26	1921210SM	1	CAPSCREW, Hex Head, 3/8-16 x 1
27	1919439SM	1	NUT, Hex Nylon, 3/8-16
28	1716341ASM	1	BAR ASSEMBLY, Roller
29	1716983ASM	1	BRACKET, Roller, LH
30	1717583SM	1	DECAL, Cutting Height
31	1716480ASM	1	PLATE, Height Indicator
32	1929000SM	1	CAPSCREW, Taptite, 5/16-18 x 1/2
33	1716481SM	1	ROD, Indicator
34	1924856SM	1	CAPSCREW, Hex Head, Taptite, 5/16-18 x 1/2
35	1931355SM	2	CARRIAGE BOLT, 3/8-16 x 2 1/4
36	1676088A	2	SPACER
37	1676087ASM	2	STRAP
38	2860681SM	4	NUT, Hex Alm Insert Lock, 3/8-16 (Later Models)

Footnotes

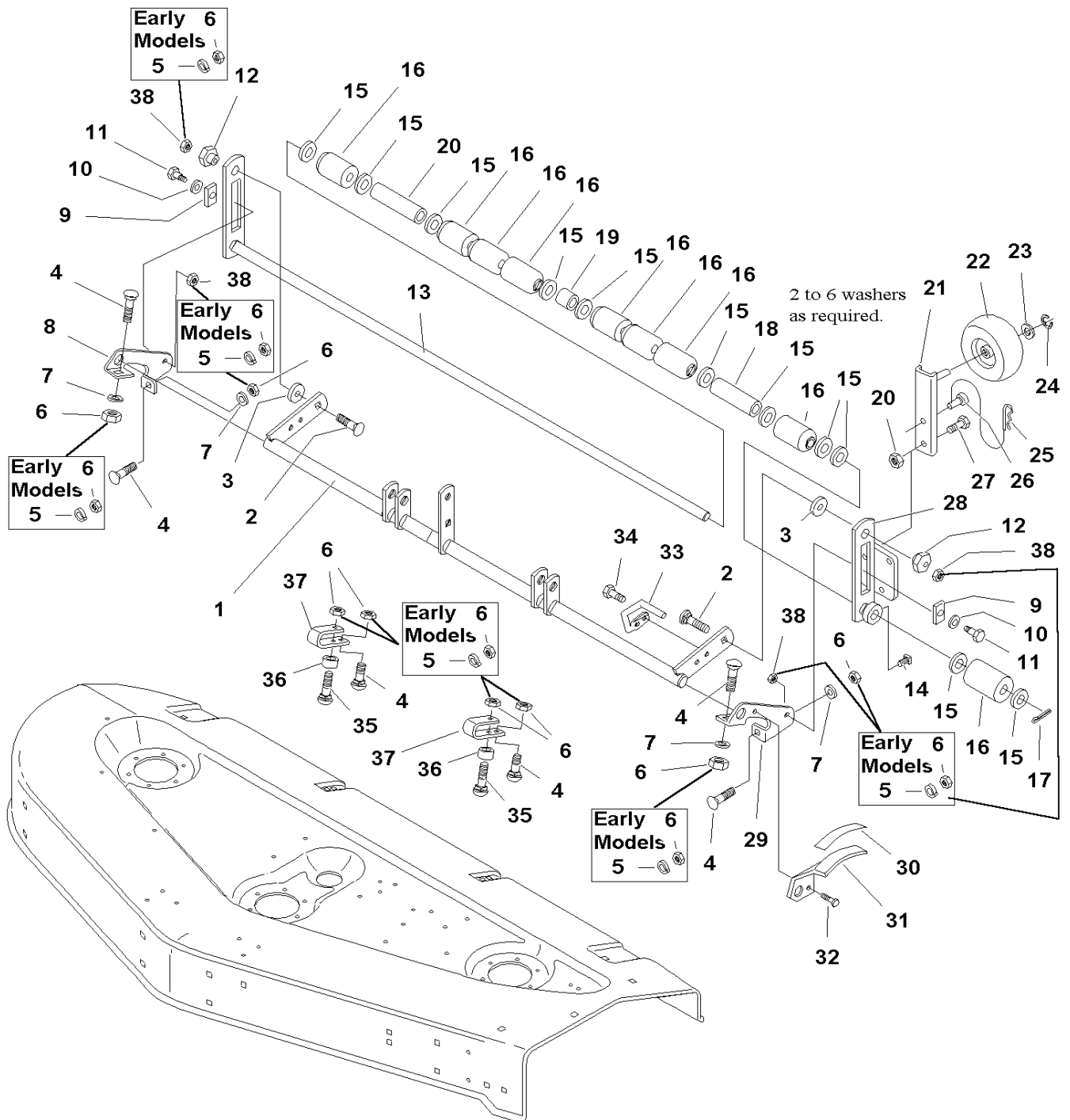
The above parts group applies to the following Mfg. Nos.:

1692860 - 60" Mower
1693123 - 60" Mower
1693253 - 60" Mower
1693445 - 60" Mower

60" Mower Deck - Roller Bar Group - (Serial No. 60000 and above)

NOTE: Unless noted otherwise, use the standard hardware torque specification chart.

S685504



The above parts group applies to the following Mfg. Nos.:

- 1692860 - 60" Mower
- 1693123 - 60" Mower
- 1693253 - 60" Mower
- 1693445 - 60" Mower

60" Mower Deck - Roller Bar Group - (Serial No. 60000 and above)

REF NO	PART NO.	QTY.	DESCRIPTION
1	1715877ASM	1	ROCKER SHAFT ASSEMBLY
2	1931353SM	2	CARRIAGE BOLT, 3/8-16 x 1 3/4
3	1960071SM	2	WASHER
4	1931350SM	6	CARRIAGE BOLT, 3/8-16 x 1
5	1916965SM	10	LOCKWASHER, 3/8 (Early Models)
6	1922694SM	8	NUT, Hex Lock, ESNA Heavy, 3/8-16 (Later Models)
6	1916950SM	12	NUT, Hex, 3/8-16 (Early Models)
7	1924940SM	4	WASHER, 3/8
8	1716982ASM	1	BRACKET, Roller, RH
9	1677507SM	2	SLIDE
10	1924361SM	2	WASHER, 1/2 x 1 1/4
11	2172622SM	2	BOLT, Shoulder
12	1704082SM	2	NUT, Adjuster, Eccentric
13	1719650ASM	1	SHAFT & BAR ASSEMBLY, Roller
14	1928721SM	1	SET SCREW, Square Head, 5/16-18 x 1/2, G8
15	1960201SM	11	WASHER, 1.0 (Additional Qty As Required)
16	1678043SM	9	ROLLER
17	1918459SM	1	PIN, Cotter
18	1717011A	2	SPACER, Long
19	1701873SM	1	SPACER, Short
20	1919439SM	1	NUT, Hex Nylon Lock, 3/8-16
21	1716343ASM	1	BAR ASSEMBLY, Wheel
22	1714760SM	1	WHEEL, Slide
23	1960027SM	1	WASHER, 1/2
24	2158399SM	1	E-RING, 1/2
25	1960074SM	1	HAIRPIN
26	1729281SM	1	HITCH PIN, 3/8
27	1921969SM	1	CAPSCREW, Hex Head, 3/8-16 x 1-1/2
28	1716341ASM	1	BAR ASSEMBLY, Roller
29	1716983ASM	1	BRACKET, Roller, LH
30	1717583SM	1	DECAL, Cutting Height
31	1716480ASM	1	PLATE, Height Indicator
32	1929000SM	1	CAPSCREW, Taptite, 5/16-18 x 1/2
33	1716481SM	1	ROD, Indicator
34	1924856SM	1	CAPSCREW, Hex Head, Taptite, 5/16-18 x 1/2
35	1931355SM	2	CARRIAGE BOLT, 3/8-16 x 2 1/4
36	1676088A	2	SPACER
37	1676087ASM	2	STRAP
38	2860681SM	4	NUT, Hex Alm Insert Lock, 3/8-16 (Later Models)

Footnotes

The above parts group applies to the following Mfg. Nos.:

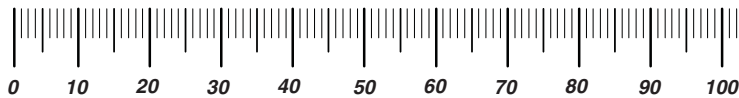
1692860 - 60" Mower
1693123 - 60" Mower
1693253 - 60" Mower
1693445 - 60" Mower

Not for
Reproduction

Hardware Identification & Torque Specifications

Torque Specification Chart								
FOR STANDARD METRIC MACHINE HARDWARE (Tolerance ± 20%)								
Property Class	5.6		8.8		10.9		12.9	
	Class 5.6		Class 8.8		Class 10.9		Class 12.9	
Size Of Hardware	in/lbs		in/lbs		in/lbs		in/lbs	
	ft/lbs	Nm.	ft/lbs	Nm.	ft/lbs	Nm.	ft/lbs	Nm.
M3	5.88	.56	13.44	1.28	19.2	1.80	22.92	2.15
M4	13.44	1.28	30.72	2.90	43.44	4.10	52.56	4.95
M5	26.4	2.50	60.96	5.75	5.97	8.10	7.15	9.7
M6	44.64	4.3	7.3	9.9	10.3	14	12.1	16.5
M7	5.2	7.1	12.1	16.5	16.9	23	19.9	27
M8	7.7	10.5	17.7	24	25	34	29	40
M10	15	21	35	48	50	67	59	81
M12	26	36	61	83	86.2	117	103	140
M14	42	58	101	132	136	185	162	220
M16	64	88	147	200	210	285	250	340
M18	89	121	202	275	287	390	346	470
M20	126	171	290	390	405	550	486	660
M22	169	230	390	530	559	745	656	890
M24	217	295	497	375	708	960	840	1140
M27	320	435	733	995	1032	1400	1239	1680
M30	435	590	995	1350	1401	1900	1681	2280
M33	590	800	1349	1830	1902	2580	2278	3090
M36	759	1030	1740	2360	2441	3310	2935	3980
M39	988	1340	2249	3050	3163	4290	3798	5150

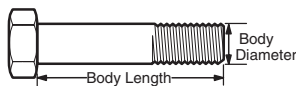
The guides and ruler furnished below are designed to help you select the appropriate hardware.



Nut, M8

Thread Diameter (mm)
Inside Diameter (in)
Threads per inch

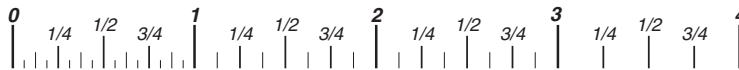
Nut, 1/2-16



Screw, M8- 1.25 x 25

Thread Diameter (mm)
Body Diameter
Distance between threads (mm)
Threads per inch
Body Length (mm)
Body Length (in)

Screw, 1/2- 16 x 2



Standard Hardware Sizing

When a washer or nut is identified as **1/2"** (M8), this is the *Nominal size*, meaning the *inside diameter* is 1/2 inch (8mm metric thread diameter); if a second number is present it represents the *threads per inch* (distance between threads).

When bolt or capscrew is identified as **1/2 - 16 x 2"** (M8 - 1.25 x 50), this means the *Nominal size*, or body diameter is 1/2 inch (8mm metric thread diameter), the second number, 16, represents the *threads per inch*, (*1.25 thread diameter*). The final number is the body length of the bolt or screw, 2 inches (50mm).

Torque Specification Chart						
FOR STANDARD MACHINE HARDWARE (Tolerance ± 20%)						
Hardware Grade	No Marks		No Marks		No Marks	
	SAE Grade 2		SAE Grade 5		SAE Grade 8	
Size Of Hardware	in/lbs		in/lbs		in/lbs	
	ft/lbs	Nm.	ft/lbs	Nm.	ft/lbs	Nm.
8-32	19	2.1	30	3.4	41	4.6
8-36	20	2.3	31	3.5	43	4.9
10-24	27	3.1	43	4.9	60	6.8
10-32	31	3.5	49	5.5	68	7.7
1/4-20	66	7.6	8	10.9	12	16.3
1/4-28	76	8.6	10	13.6	14	19.0
5/16-18	11	15.0	17	23.1	25	34.0
5/16-24	12	16.3	19	25.8	29	34.0
3/8-16	20	27.2	30	40.8	45	61.2
3/8-24	23	31.3	35	47.6	50	68.0
7/16-14	30	40.8	50	68.0	70	95.2
7/16-20	35	47.6	55	74.8	80	108.8
1/2-13	50	68.0	75	102.0	110	149.6
1/2-20	55	74.8	90	122.4	120	163.2
9/16-12	65	88.4	110	149.6	150	204.0
9/16-18	75	102.0	120	163.2	170	231.2
5/8-11	90	122.4	150	204.0	220	299.2
5/8-18	100	136	180	244.8	240	326.4
3/4-10	160	217.6	260	353.6	386	525.0
3/4-16	180	244.8	300	408.0	420	571.2
7/8-9	140	190.4	400	544.0	600	816.0
7/8-14	155	210.8	440	598.4	660	897.6
1-8	220	299.2	580	788.8	900	1,244.0
1-12	240	326.4	640	870.4	1,000	1,360.0

NOTES

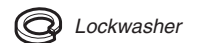
- These torque values are to be used for all hardware excluding: locknuts, self-tapping screws, thread forming screws, sheet metal screws and socket head setscrews.
- Recommended seating torque values for locknuts:
 - for prevailing torque locknuts - use 65% of grade 5 torques.
 - for flange whizlock nuts and screws - use 135% of grade 5 torques.
- Unless otherwise noted on assembly drawings, all torque values must meet this specification.

Common Hardware Types

Hex Head Capscrew

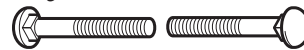


Washer



Lockwasher

Carriage Bolt



Hex Nut

Wrench & Fastener Size Guide

1/4" Bolt or Nut Wrench—7/16"	5/16" Bolt or Nut Wrench—1/2"	3/8" Bolt or Nut Wrench—9/16"	7/16" Bolt or Nut Wrench (Bolt)—5/8" Wrench (Nut)—11/16"	1/2" Bolt or Nut Wrench—3/4"
M6 Bolt or Nut Wrench—10mm	M8 Bolt or Nut Wrench—13mm	M10 Bolt or Nut Wrench—17mm	M12 Bolt or Nut Wrench—19mm	M14 Bolt or Nut Wrench—22mm

Not for
Reproduction

**IT IS THE POLICY OF BRIGGS & STRATTON CORP. TO IMPROVE ITS PRODUCTS
WHENEVER IT IS POSSIBLE AND PRACTICAL TO DO SO. WE RESERVE THE RIGHT TO
MAKE CHANGES OR ADD IMPROVEMENTS AT ANY TIME WITHOUT INCURRING ANY
OBLIGATION TO MAKE SUCH CHANGES ON PRODUCTS.**

Briggs & Stratton Yard Power Products Group

3515 N. 124 Street / PO Box 702
Wauwatosa, WI 53222 USA

www.simplicitymfg.com

© Copyright 2011 by Briggs & Stratton Corporation
Milwaukee, WI, USA. All rights reserved